



**AFRICAN DEVELOPMENT BANK GROUP**

---

**Weekly Trends of Selected Commodity Prices and  
Exchange Rates of African and Major Global Currencies<sup>1</sup>:**

*The situation as of Friday, June 23, 2023*

**Statistics Department (ECST)**

---

<sup>1</sup> This briefing note has been prepared by Roza Mamuye Bora, Principal Statistician; Anouar Chaouch, Senior Statistician; and Robert Maate, Chief Statistician under the supervision of Louis Kouakou, Acting Director, ECST.

# Contents

	Page
Highlights	1
Data Annexes: Weekly Price Movements of Selected Commodities	2
Data Annexes: Weekly Price Movements of Selected Commodities Since 15 <sup>th</sup> March 2023	3
Data Annexes: Weekly Movements in Exchange Rates of Selected Currencies	4

## Weekly Trends in Selected Commodity Prices and Exchange Rates of African and Major Global Currencies — Week Ending June 23, 2023

### Summary

As of June 23, 2023, international prices of most commodities including energy, few metals, some agricultural products and fertilizers were below their levels on June 23, 2022. On a week-on-week comparison, prices of metals, most agricultural commodities and crude oil recorded declines, while prices of only few commodities including natural gas, wheat HRW and DAP (fertilizer) increased during the week. All selected major currencies, including the British Pound, Euro, Japanese Yen, Chinese Yuan and Russian Ruble depreciated against the United States Dollar (USD) on a weekly basis. On annual basis, most of the major currencies depreciated against the USD, except the Euro and British Pound which recorded appreciations. Some African currencies appreciated against the USD both on weekly and annual basis, while most depreciated. Annual depreciation of more than 5% against the USD was recorded for 18 African currencies.

### Energy

**As of June 23, 2023, international energy prices were lower than their levels in the same period of last year and compared to the previous week, except for natural gas which recorded a weekly price increase.** On a week-on-week basis, prices of Brent crude oil and WTI crude oil fell by 3.60% and 3.85% respectively, while price of natural gas increased by 3.69%. In comparison to their levels in the same period of last year, prices of Brent crude oil, WTI crude oil and natural gas were lower by 18.49%, 19.20% and 43.73% respectively, to reach respective prices of USD 73.85, USD 69.16 per barrel and USD 2.73 per million btu<sup>1</sup>.

### Metals

**During the week ending June 23, 2023, international prices for all of the selected metals fell on a week-on-week basis, although a few recorded increases compared to their levels on June 23, 2022.** Compared to the previous week, prices fell for nickel by 7.48%, silver by 7.32%, platinum by 6.60%, copper by 2.05% and gold by 1.88%. In comparison to their levels on June 23, 2022, prices fell for nickel by 11.34% and copper by 0.22%, while prices of silver, gold and platinum increased by 6.06%, 4.96% and 1.10% respectively.

### Agricultural Commodities

**Prices of most agricultural commodities fell on a weekly basis, although prices were higher for some commodities compared to prices in the same period of last year.** In the week ending June 23, 2023, international prices of selected agricultural commodities fell compared to the preceding week, particularly coffee arabica by 9.11%, sugar by 6.90%, cocoa by 2.04%, cotton by 1.79%, corn CBT by 1.48% and rice by 0.53%. In contrast, price of wheat HRW increased by 2.71% during the week. Compared to the same period of last year, prices fell for some agricultural commodities, namely: coffee arabica by 27.70%, corn CBT (15.53%), wheat HRW (10.58%) and cotton (6.58%). In contrast, prices of sugar, cocoa and rice went up by 36.38%, 31.27% and 9.84% respectively, during the same period.

---

<sup>1</sup> Btu refers to British thermal units.

## Fertilizers

As of June 23, 2023, global price of phosphoric rock is higher by 7.81% compared to its level in the same period of 2022, while TSP and DAP prices recorded declines of 61.14% and 43.76% respectively. Compared to the previous week, price of DAP fell by 1.36%, whereas prices of phosphoric rock and TSP remained unchanged at USD 345 and USD 340 per metric ton, respectively.

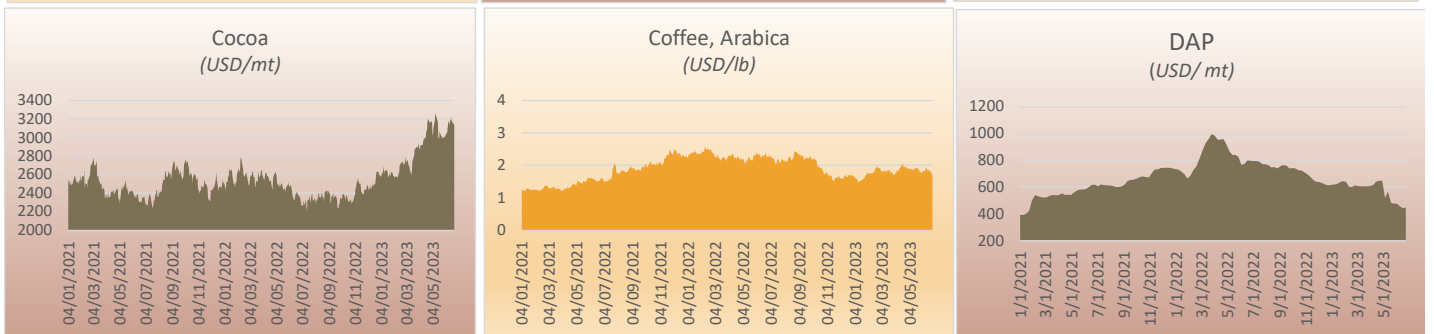
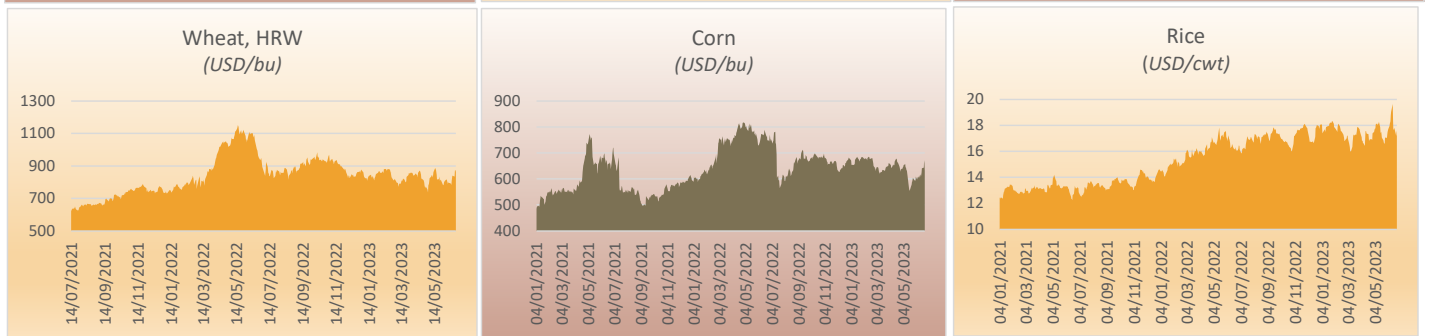
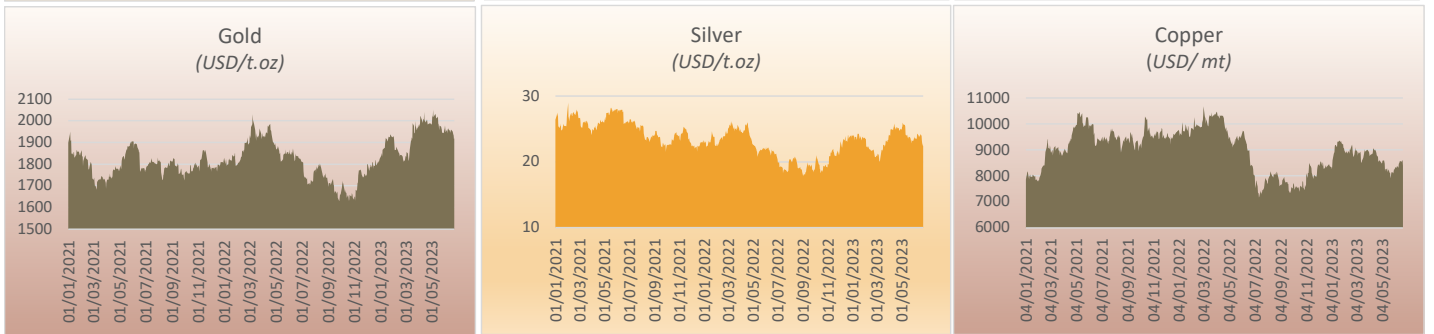
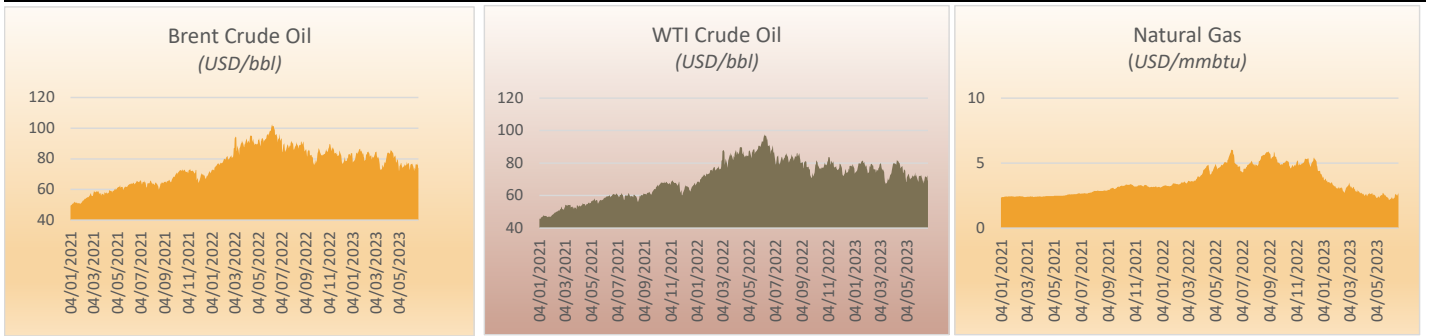
## Exchange Rates

**Major Currencies:** During the week ending June 23, 2023, all the five selected major currencies- the Euro (EUR), the British Pound (GBP), the Japanese Yen (JPY), the Chinese Yuan (CNY) and the Russian Ruble (RUB)– depreciated against the USD in comparison to the previous week. The rates of weekly depreciation against the USD were 1.42% for the JPY, 1.25% for the CNY, 1.01% for the GBP, 0.73% for the RUB and 0.44% for the EUR. In comparison to the same period of 2022, most of the reviewed currencies depreciated against the USD at varying rates, specifically by 46.42% (RUB), 9.14% (JPY) and 8.02% (CNY), whereas EUR and GBP appreciated by 3.00% and 2.51% respectively.

**Currencies of African Countries:** During the week ending June 23, 2023, exchange rates for African currencies fluctuated against the USD by varying degrees. Of the 37 African currencies with updated exchange rate movements, 15 currencies recorded appreciations of varying degrees on a weekly basis, while the rest depreciated against the USD. The highest weekly currency appreciation was recorded for Sierra Leone's Leone (SLL) at 19.83%, while the biggest depreciation was recorded for the Zimbabwean Dollar (ZWD) at 21.14%. Compared to the same period of last year, twelve African countries recorded appreciation in their currencies against the USD, while the rest recorded depreciations. These twelve currencies recorded annual appreciations ranging between 7.32% for the Algerian Dinar (DZD) and 0.02% for the Djibouti Franc (DJF). During the same period, 25 African currencies depreciated against the USD, of which 18 currencies depreciated by more than 5.0%.

**Weekly Highlights on Price Movements of Selected Commodities - Week ending June 23, 2023**

Commodity	Units	Prices				% change		
		Value at end of (06/23/2023)	Value at end of (06/16/2023)	Benchmark (02/24/2022)	Value at end of (06/23/2022)	Weekly	Benchmark (02/24/2022)	Annual
<b>Energy</b>								
Brent Crude Oil	USD/bbl.	73.85	76.61	81.53	90.60	-3.60	-9.42	-18.49
WTI Crude Oil	USD/bbl.	69.16	71.93	76.75	85.59	-3.85	-9.89	-19.20
Natural Gas	USD/mmbtu.	2.73	2.63	3.59	4.85	3.69	-24.05	-43.73
<b>Metals</b>								
Gold	USD/t.oz	1 921.20	1 957.98	1 923.74	1 830.37	-1.88	-0.13	4.96
Silver	USD/t.oz	22.43	24.20	24.70	21.15	-7.32	-9.21	6.06
Platinum	USD/t.oz	921.70	986.84	1 064.05	911.66	-6.60	-13.38	1.10
Copper	USD/mt	8 390.50	8 566.50	9 864.00	8 409.00	-2.05	-14.94	-0.22
Nickel	USD/mt	21 311.00	23 034.00	24 716.00	24 038.00	-7.48	-13.78	-11.34
<b>Agriculture</b>								
Wheat, HRW	USD/bu.	861.75	839.00	824.25	963.75	2.71	4.55	-10.58
Corn, CBT	USD/bu.	630.75	640.25	695.00	746.75	-1.48	-9.24	-15.53
Cocoa	USD/mt	3 123.00	3 188.00	2 578.00	2 379.00	-2.04	21.14	31.27
Coffee, Arabica	USD/lb	1.68	1.85	2.39	2.32	-9.11	-29.79	-27.70
Rice	USD/cwt	17.70	17.80	15.12	16.12	-0.53	17.06	9.84
Sugar	USD/lb	24.29	26.09	16.73	17.81	-6.90	45.19	36.38
Cotton	USD/lb	78.67	80.10	82.05	84.21	-1.79	-4.12	-6.58
<b>Fertilizers</b>								
DAP	USD/mt	448.50	442.50	815.00	797.50	1.36	-44.97	-43.76
TSP	USD/mt	340.00	340.00	732.50	875.00	0.00	-53.58	-61.14
Phosphoric Rock	USD/mt	345.00	345.00	172.50	320.00	0.00	100.00	7.81



Sources: AFDB Statistics Department and Bloomberg

Notes: bbl = barrel; mmbtu = million British thermal units; t.oz = troy oz; cwt= Hunderweight; bu= Bushel; MT = Metric Ton; lb= Pound

Daily Highlights on Price of Selected Commodities															
	Brent Crude Oil	WTI Crude Oil	Natural Gas	Gold	Silver	Platinum	Copper	Nickel	Wheat, HRW	Corn, CBT	Cocoa	Coffee, Arabica	Rice	Sugar	Cotton
	USD/bbl.	USD/bbl.	USD/mmbtu.	USD/t.oz	USD/t.oz	USD/t.oz	USD/mt	USD/mt	USD/bu.	USD/bu.	USD/mt	USD/lb	USD/cwt	USD/lb	USD/lb
15-Mar-23	72.8	67.6	3.0	1 924.5	21.8	961.4	8 504.5	23 003.0	810.0	626.5	2 586.0	1.8	17.3	19.8	81.0
16-Mar-23	73.8	68.4	3.0	1 916.3	21.6	975.8	8 518.0	23 236.0	808.8	632.8	2 658.0	1.9	17.3	20.0	80.6
17-Mar-23	72.5	67.1	2.9	1 989.3	22.6	978.9	8 580.0	23 364.0	822.3	634.3	2 738.0	1.8	17.2	19.9	79.5
20-Mar-23	73.3	67.9	2.8	1 977.7	22.5	989.7	8 697.5	22 797.0	814.0	633.0	2 785.0	1.8	17.3	19.8	78.8
21-Mar-23	74.7	69.5	3.0	1 941.5	22.3	971.9	8 757.5	22 514.0	805.8	630.0	2 817.0	1.9	17.3	20.0	79.5
22-Mar-23	76.0	70.7	2.8	1 946.3	22.6	984.8	8 888.5	22 461.0	798.3	633.5	2 874.0	1.8	17.3	20.3	79.8
23-Mar-23	75.2	69.9	2.8	1 999.7	23.2	987.7	9 031.0	22 517.0	804.8	631.8	2 868.0	1.7	17.6	20.1	79.3
24-Mar-23	74.4	69.2	2.9	1 978.2	23.2	984.3	8 921.5	23 468.0	831.5	643.0	2 884.0	1.8	17.9	20.1	78.4
27-Mar-23	77.5	72.7	2.7	1 955.9	23.0	976.6	8 964.0	23 843.0	844.8	648.3	2 902.0	1.8	17.8	20.2	80.8
28-Mar-23	77.7	73.1	2.7	1 969.1	23.3	971.5	8 978.0	24 074.0	856.5	647.3	2 901.0	1.7	17.7	20.5	83.3
29-Mar-23	77.2	72.8	2.7	1 965.1	23.3	972.3	9 002.5	23 743.0	852.8	650.5	2 880.0	1.7	17.7	20.5	83.3
30-Mar-23	78.2	74.1	2.6	1 983.2	23.9	988.3	9 001.0	23 199.0	853.8	649.5	2 917.0	1.7	17.6	21.1	83.9
31-Mar-23	79.5	75.4	2.7	1 969.3	24.1	995.2	8 993.0	23 838.0	858.0	660.5	2 933.0	1.7	17.4	21.5	83.4
3-Apr-23	84.0	79.6	2.6	1 987.1	24.0	986.3	8 917.0	23 372.0	857.0	657.8	2 868.0	1.8	17.1	21.7	82.9
4-Apr-23	84.0	79.9	2.6	2 020.8	25.0	1 022.5	8 751.0	23 124.0	854.5	653.8	2 914.0	1.7	16.8	21.8	81.7
5-Apr-23	84.0	79.8	2.6	2 021.4	24.9	999.8	8 782.0	22 706.0	839.8	652.8	2 903.0	1.8	16.8	22.2	81.6
6-Apr-23	84.0	79.8	2.5	2 011.8	25.0	1 012.8	8 800.0	22 800.0	842.0	643.5	2 919.0	1.8	16.6	22.8	83.2
7-Apr-23	...	79.8	2.5	2 007.9	25.0	1 011.8	...	...	842.0	643.5	...	...	16.6	...	...
10-Apr-23	83.2	78.9	2.6	1 989.8	24.8	997.9	...	...	854.3	654.0	2 922.0	1.8	16.4	22.8	82.6
11-Apr-23	84.5	80.6	2.6	2 006.2	25.1	999.5	8 854.5	23 472.0	846.3	651.0	2 985.0	1.9	17.0	23.3	82.9
12-Apr-23	86.0	82.0	2.5	2 007.9	25.3	1 021.2	8 916.5	23 579.0	843.3	656.0	2 954.0	1.9	17.6	23.1	82.4
13-Apr-23	85.1	81.1	2.4	2 040.3	25.8	1 053.8	9 058.5	23 698.0	827.5	652.3	3 002.0	2.0	17.5	23.1	82.9
14-Apr-23	85.3	81.5	2.5	2 004.2	25.3	1 048.7	9 023.5	24 132.0	857.8	666.3	2 984.0	1.9	17.4	23.1	82.8
17-Apr-23	83.9	80.1	2.7	1 991.6	24.9	1 050.4	8 964.5	24 701.0	870.8	676.5	3 003.0	2.0	17.3	23.5	82.9
18-Apr-23	84.0	80.1	2.7	2 007.2	25.2	1 085.6	9 012.5	25 633.0	862.8	677.5	3 054.0	2.1	17.3	23.6	84.2
19-Apr-23	82.4	78.5	2.6	1 996.1	25.3	1 095.2	8 965.5	25 551.0	845.0	672.3	3 079.0	2.0	17.1	23.6	83.5
20-Apr-23	80.4	76.6	2.6	2 005.9	25.3	1 096.6	8 881.0	25 061.0	822.3	663.8	3 087.0	2.0	16.8	24.4	80.6
21-Apr-23	81.1	77.3	2.6	1 983.1	25.1	1 127.2	8 794.5	24 477.0	820.0	663.3	3 171.0	1.9	16.9	24.1	80.4
24-Apr-23	82.2	78.2	2.7	1 986.7	25.2	1 089.5	8 730.5	24 582.0	811.8	651.3	3 203.0	2.0	16.9	25.0	81.3
25-Apr-23	80.2	76.5	2.6	1 990.6	24.8	1 084.9	8 528.0	23 341.0	799.0	646.5	3 149.0	1.9	16.9	25.6	79.4
26-Apr-23	77.5	73.9	2.5	1 986.7	24.8	1 092.9	8 552.5	23 646.0	781.0	641.5	3 176.0	2.0	16.9	25.4	79.2
27-Apr-23	77.9	74.2	2.5	1 984.4	24.9	1 083.1	8 586.5	24 099.0	762.8	627.0	3 150.0	1.9	16.9	26.0	80.6
28-Apr-23	79.9	76.2	2.6	1 990.0	25.1	1 078.3	8 595.5	24 219.0	773.8	636.0	3 174.0	1.9	17.4	26.0	81.1
1-May-23	78.9	75.2	2.5	1 981.7	24.9	1 056.0	...	...	755.3	639.5	3 171.0	1.9	17.5	25.3	81.2
2-May-23	75.0	71.3	2.4	2 015.2	25.3	1 066.6	8 514.0	24 965.0	735.8	638.0	3 130.0	1.9	17.6	24.8	80.5
3-May-23	72.2	68.4	2.4	2 024.1	25.4	1 051.9	8 468.5	24 743.0	778.0	645.3	3 014.0	1.9	17.7	24.8	79.0
4-May-23	72.3	68.3	2.3	2 050.9	26.0	1 044.0	8 493.5	23 997.0	791.5	646.5	3 052.0	1.9	17.8	25.2	81.4
5-May-23	75.1	71.0	2.3	2 016.8	25.7	1 062.5	8 581.5	24 531.0	824.0	653.3	3 109.0	1.9	18.1	26.0	83.2
8-May-23	76.8	72.8	2.4	2 027.2	25.6	1 080.4	...	...	834.3	656.5	3 179.0	1.9	18.2	25.7	83.0
9-May-23	77.3	73.4	2.4	2 031.1	25.6	1 108.1	8 591.5	23 507.0	841.8	642.3	3 229.0	1.9	18.0	25.8	81.0
10-May-23	76.3	72.4	2.3	2 027.9	25.4	1 112.9	8 475.0	22 531.0	841.3	645.5	3 260.0	1.9	18.1	26.3	80.8
11-May-23	74.8	70.7	2.3	2 015.7	24.2	1 094.0	8 163.5	21 780.0	828.0	632.5	3 242.0	1.9	18.1	25.7	79.6
12-May-23	73.9	69.8	2.4	2 010.8	24.0	1 053.0	8 253.0	22 217.0	861.0	633.3	3 226.0	1.9	18.3	25.9	80.2
15-May-23	75.0	70.9	2.5	2 020.3	24.1	1 070.7	8 272.5	21 622.0	885.5	592.5	3 160.0	1.9	17.9	26.0	81.8
16-May-23	74.7	70.7	2.5	1 987.7	23.7	1 061.5	8 121.5	21 122.0	884.5	581.3	2 995.0	1.9	17.4	25.7	82.5
17-May-23	76.8	72.8	2.5	1 983.9	23.8	1 076.0	8 302.0	21 334.0	873.3	561.5	3 000.0	1.9	17.5	25.6	83.9
18-May-23	75.8	71.9	2.7	1 955.7	23.5	1 053.0	8 172.5	20 934.0	845.5	555.3	2 991.0	1.9	17.3	25.3	83.7
19-May-23	75.5	71.6	2.7	1 977.8	23.9	1 066.6	8 251.5	21 278.0	815.5	554.5	3 068.0	1.9	17.1	25.5	83.9
22-May-23	75.9	72.0	2.6	1 974.6	23.7	1 070.3	8 127.5	21 413.0	817.8	571.0	3 023.0	1.9	16.8	25.7	83.4
23-May-23	76.7	72.9	2.5	1 973.2	23.5	1 054.1	8 102.0	21 047.0	833.8	577.5	3 016.0	1.9	16.7	25.5	82.4
24-May-23	78.2	74.3	2.6	1 959.2	23.1	1 026.8	7 901.5	20 732.0	807.8	587.3	3 010.0	1.9	16.6	25.2	80.3
25-May-23	76.2	71.9	2.5	1 943.7	22.8	1 026.1	7 962.5	21 228.0	811.8	590.8	3 017.0	1.8	16.6	24.6	78.5
26-May-23	77.0	72.8	2.4	1 946.5	23.3	1 025.9	8 135.0	21 162.0	814.3	604.0	2 991.0	1.8	17.1	25.1	80.5
29-May-23	77.1	...	...	1 943.6	23.2	1 030.6	...	...	...	...	...	...	...	...	...
30-May-23	73.7	69.6	2.3	1 959.8	23.2	1 022.7	8 123.0	21 027.0	780.5	594.0	3 005.0	1.8	17.0	25.0	80.2
31-May-23	72.6	68.2	2.3	1 965.2	23.5	997.9	8 089.0	20 588.0	785.3	594.0	3 007.0	1.8	17.3	24.7	79.5
1-Jun-23	74.3	70.2	2.2	1 978.5	23.9	1 012.2	8 243.5	21 318.0	797.5	592.5	3 008.0	1.8	17.5	24.6	81.6
2-Jun-23	76.1	71.8	2.2	1 948.0	23.6	1 008.0	8 237.0	21 211.0	807.3	609.0	3 026.0	1.8	17.7	24.5	81.9
5-Jun-23	76.7	72.3	2.2	1 958.4	23.5	1 035.6	8 335.0	20 898.0	816.5	597.5	3 056.0	1.8	17.9	24.2	81.4
6-Jun-23	76.3	71.9	2.3	1 963.7	23.6	1 034.7	8 339.0	20 968.0	814.5	608.0	3 045.0	1.8	18.1	24.3	81.8
7-Jun-23	77.0	72.6	2.3	1 942.3	23.4	1 022.3	8 293.5	21 417.0	786.0	604.3	3 103.0	1.9	18.3	24.2	81.2
8-Jun-23	76.0	71.4	2.4	1 966.4	24.3	1 014.2	8 347.5	21 132.0	803.8	610.3	3 149.0	1.9	18.8	25.1	81.6
9-Jun-23	74.8	70.3	2.3	1 961.2	24.3	1 011.7	8 371.5	21 170.0	793.8	604.3	3 180.0	1.9	19.0	25.0	81.8
12-Jun-23	71.8	67.3	2.3	1 954.2	24.0	993.6	8 310.5	20 755.0	793.8	617.3	3 136.0	1.9	19.7	25.2	81.3
13-Jun-23	74.3	69.6	2.3	1 945.1	23.8	982.0	8 460.0	21 952.0	790.3	612.5	3 186.0	1.8	18.5	24.8	81.0
14-Jun-23	73.2	68.5	2.3	1 955.1	24.0	981.9	8 509.0	22 720.0	782.3	607.8	3 189.0	1.8	17.6	25.4	80.1
15-Jun-23	75.7	70.8	2.5	1 959.6	23.9	990.6	8 558.0	22 993.0	808.8	623.3	3 226.0	1.9	17.7	25.6	79.6
16-Jun-23	76.6	71.9	2.6	1 958.0	24.2	986.8	8 566.5	23 034.0	839.0	640.3	3 188.0	1.8	17.8	26.1	80.1
19-Jun-23	76.1	...	...	1 950.3	24.0	978.7	8 540.0	22 503.0	...	...	...	...	...	...	...
20-Jun-23	75.9	71.2	2.5	1 937.7	23.2	967.5	8 548.0	22 039.0	834.5	643.8	3 142.0	1.8	17.2	26.0	80.7
21-Jun-23	77.1	72.5	2.6	1 933.4	22.8	947.4	8 602.5	21 238.0	872.0	671.0	3 164.0	1.7	17.5	25.9	80.5
22-Jun-23	74.1	69.5	2.6	1 915.6	22.5	927.7	8 574.0	21 182.0	872.5	660.5	3 138.0	1.7	17.6	25.0	80.2
23-Jun-23	73.9	69.2	2.7	1 921.2	22.4	921.7	8 390.5	21 311.0	861.8	630.8	3 123.0	1.7	17.7	24.3	78.7

... Data not available for this day

**Weekly Highlights on Price Movements of Selected Exchange Rates (currency per USD)- Week ending June 23, 2023**

Region/Country	Currency Name	Currency Code	Rates				% change		
			Value at end of (06/23/2023)	Value at end of (06/16/2023)	Benchmark (02/24/2022)	Value at end of (06/23/2022)	Weekly	Benchmark (02/24/2022)	Annual
<b>Africa</b>									
Algeria	Algerian Dinar	DZD	135.42	135.44	141.14	146.11	0.02	4.05	7.32
Angola	New Kwanza	AOA	797.90	727.70	497.34	434.01	-9.65	-60.44	-83.84
Botswana	Pula	BWP	13.41	13.24	11.64	12.27	-1.31	-15.22	-9.29
Burundi	Burundi Franc	BIF	2 800.86	2 811.30	2 004.43	2 051.78	0.37	-39.73	-36.51
Cabo Verde	Escudo	CVE	101.47	102.04	99.19	105.16	0.56	-2.30	3.51
Comoros	Comoros Franc	KMF	451.94	449.95	440.61	465.88	-0.44	-2.57	2.99
Congo, Dem. Rep. of	Congolese Franc	CDF	2 111.94	2 167.38	1 996.09	1 994.15	2.56	-5.80	-5.91
Djibouti	Djibouti Franc	DJF	178.04	178.05	177.97	178.08	0.00	-0.04	0.02
Egypt	Egyptian Pound	EGP	30.90	30.90	15.70	18.74	-0.01	-96.83	-64.87
Ethiopia	Birr	ETB	54.75	54.72	50.93	52.07	-0.06	-7.51	-5.15
Gambia, The	Gambian Dalasi	GMD	60.16	60.98	53.43	54.17	1.34	-12.60	-11.05
Ghana	New Cedi	GHS	11.48	11.35	6.73	7.95	-1.10	-70.50	-44.34
Guinea	Guinea Franc	GNF	8 551.54	8 592.04	8 982.02	8 765.12	0.47	4.79	2.44
Kenya	Kenyan Shilling	KES	140.45	140.00	113.85	117.39	-0.32	-23.36	-19.64
Liberia	Liberian Dollar	LRD	170.83	172.81	153.42	151.99	1.15	-11.35	-12.40
Libya	Libyan Dinar	LYD	4.81	4.81	4.60	4.83	-0.07	-4.77	0.33
Madagascar	Ariary	MGA	4 517.80	4 517.41	3 985.72	4 057.32	-0.01	-13.35	-11.35
Malawi	Kwacha	MWK	1 027.81	1 025.36	807.63	1 020.12	-0.24	27.26	-0.75
Mauritania	Ouguiya	MRU	34.41	34.40	36.39	36.39	-0.02	5.44	5.44
Mauritius	Mauritius Rupee	MUR	45.67	45.70	44.10	44.60	0.07	-3.56	-2.40
Morocco	Dirham	MAD	9.99	10.00	9.49	10.07	0.15	-5.19	0.80
Mozambique	New Metical	MZN	63.93	64.07	63.88	63.89	0.23	-0.07	-0.05
Nigeria	Naira	NGN	779.17	657.50	416.21	418.71	-18.50	-87.21	-86.09
Rwanda	Rwandan Franc	RWF	1 149.04	1 141.44	1 018.25	1 023.37	-0.67	-12.84	-12.28
São Tomé & Príncipe	Dobra	STN	22.78	22.75	21.92	23.57	-0.13	-3.93	3.35
Seychelles	Seychelles Rupee	SCR	13.96	13.81	14.16	13.65	-1.08	1.40	-2.27
Sierra Leone	Leone	SLL	18 064.91	22 533.31	11 628.36	13 182.01	19.83	-55.35	-37.04
Somalia	Somali Shilling	SOS	569.33	567.25	581.50	578.64	-0.37	2.09	1.61
South Africa	Rand	ZAR	18.77	18.20	15.47	15.95	-3.15	-21.38	-17.66
South Sudan	South Sudanese Pound	SSP	971.77	959.33	426.14	487.35	-1.30	-128.04	-99.40
Sudan	Sudanese Pound	SDG	599.75	599.80	443.10	565.00	0.01	-35.35	-6.15
Tanzania	Tanzanian Shilling	TZS	2 403.00	2 387.81	2 314.69	2 329.77	-0.64	-3.82	-3.14
Tunisia	Tunisian Dinar	TND	3.09	3.08	2.91	3.09	-0.52	-6.41	-0.23
Uganda	Uganda Shilling	UGX	3 676.72	3 685.50	3 528.73	3 772.85	0.24	-4.19	2.55
Zambia	Zambian Kwacha	ZMK	17 025.00	19 375.00	17 675.00	16 966.00	12.13	3.68	-0.35
Zimbabwe	Zimbabwean Dollar	ZWD	6 826.11	5 634.88	115.90	338.49	-21.14	-5 789.66	-1 916.62
CFA zone Countries*	CFA Franc	XOF	602.58	599.93	587.44	621.17	-0.44	-2.58	2.99
<b>Selected Major Global Currencies</b>									
Europe	Euro	EUR	0.92	0.91	0.90	0.95	-0.44	-2.57	3.00
United Kingdom	British Pound	GBP	0.79	0.78	0.75	0.81	-1.01	-5.25	2.51
Japan	Japanese Yen	JPY	143.87	141.86	115.34	131.82	-1.42	24.74	-9.14
China	Chinese Yuan	CNY	7.22	7.13	6.33	6.68	-1.25	-14.10	-8.02
Russia	Russian Ruble	RUB	84.45	83.84	87.25	57.68	-0.73	3.21	-46.42

Sources: AfDB Statistics Department and Bloomberg