



**AFRICAN DEVELOPMENT BANK GROUP**

---

**Weekly Trends of Selected Commodity Prices and  
Exchange Rates of African and Major Global Currencies<sup>1</sup>:**

*The situation as of Friday, June 02, 2023*

**Statistics Department (ECST)**

---

<sup>1</sup> This briefing note has been prepared by Roza Mamuye Bora, Principal Statistician; Anouar Chaouch, Senior Statistician; and Robert Maate, Chief Statistician under the supervision of Louis Kouakou, Acting Director, ECST.

# Contents

	Page
Highlights	1
Data Annexes: Weekly Price Movements of Selected Commodities	2
Data Annexes: Weekly Price Movements of Selected Commodities Since 1 <sup>st</sup> March 2023	3
Data Annexes: Weekly Movements in Exchange Rates of Selected Currencies	4

## Weekly Trends in Selected Commodity Prices and Exchange Rates of African and Major Global Currencies — Week Ending June 2, 2023

### Summary

As of June 2, 2023, international prices of most commodities including energy, some metals, agricultural products, and fertilizers were below their levels on June 2, 2022. On a week-on-week comparison, prices of few agricultural commodities and most metals recorded increases, while energy prices fell during the week. Selected major currencies, except the British Pound and the Japanese Yen, depreciated against the United States Dollar (USD) on a weekly basis. On annual basis, all the major currencies depreciated against the USD. Some African currencies appreciated against the USD both on weekly and annual basis, while most depreciated. Annual depreciation of more than 5% against the USD was recorded for 18 African currencies.

### Energy

**As of June 2, 2023, international energy prices were lower than their levels in the same period of last year and the previous week.** On a week-on-week basis, prices of Brent crude oil, WTI crude oil and natural gas fell by 1.10%, 1.28% and 10.14% respectively. In comparison to their levels in the same period of last year, as well, prices of Brent crude oil, WTI crude oil and natural gas were lower by 21.64%, 23.28% and 58.82% respectively, to reach respective prices of USD 76.13, USD 71.74 per barrel and USD 2.17 per million btu<sup>1</sup>.

### Metals

**During the week ending June 2, 2023, international prices for most of the selected metals increased on a week-on-week basis, while prices were higher only for few metals compared to their levels on June 2, 2022.** Compared to the previous week, prices increased for silver by 1.31%, copper by 1.25%, nickel by 0.23% and gold by 0.08%, whereas price of platinum fell by 1.75%. In comparison to their levels on June 2, 2022, prices fell for nickel by 24.57%, copper by 13.29% and platinum by 1.81%, while prices of silver and gold increased by 5.95% and 4.29% respectively, during the same period.

### Agricultural Commodities

**Prices of some agricultural commodities increased on a weekly basis, although prices were lower for most compared to prices in the same period of last year.** In the week ending June 2, 2023, international prices of selected agricultural commodities increased compared to the preceding week, particularly rice by 3.63%, cotton by 1.63%, cocoa by 1.17%, and corn CBT by 0.83%. In contrast, prices fell by 2.52% for sugar, 0.85% for wheat HRW and by 0.72% for coffee arabica, during the week. Compared to the same period of last year, prices fell for some agricultural commodities, namely: wheat HRW by 26.66%, coffee arabica (24.32%), corn CBT (16.60%) and cotton (13.43%). In contrast, prices of sugar, cocoa and rice went up by 31.26%, 21.77% and 4.21% respectively, during the same period.

---

<sup>1</sup> Btu refers to British thermal units.

## Fertilizers

**As of June 2, 2023, global price of phosphoric rock is higher by 35.29% compared to its level in the same period of 2022, while TSP and DAP prices recorded declines of 60.77% and 37.91% respectively.** Compared to the previous week, price of TSP fell by 1.39%, whereas prices remained unchanged for DAP and phosphoric rock at USD 475 and at USD 345 per metric ton respectively.

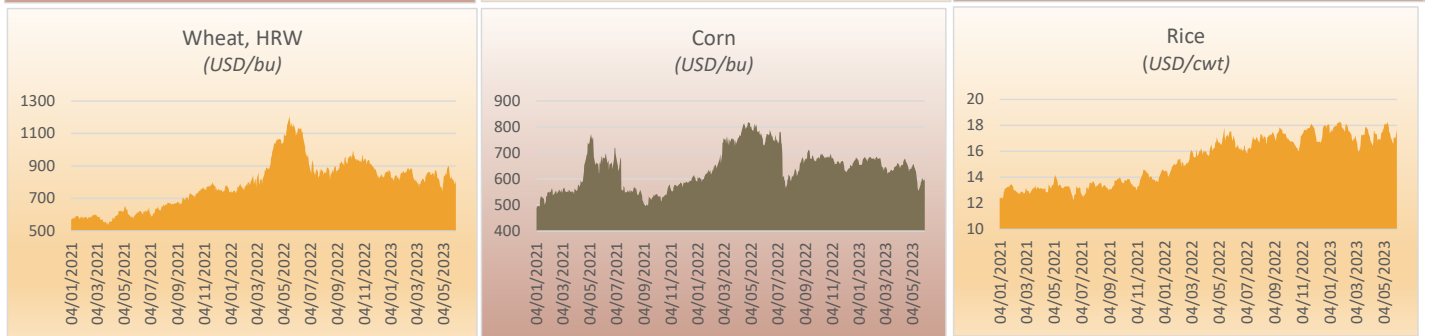
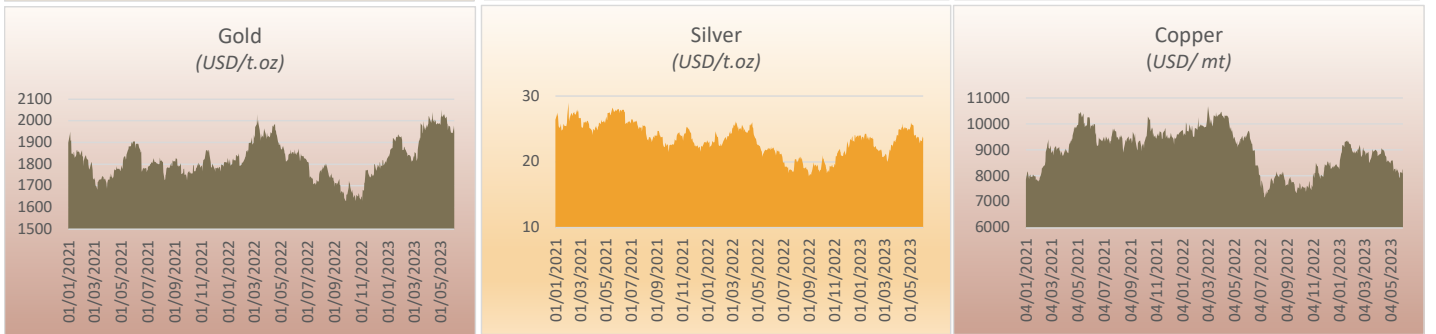
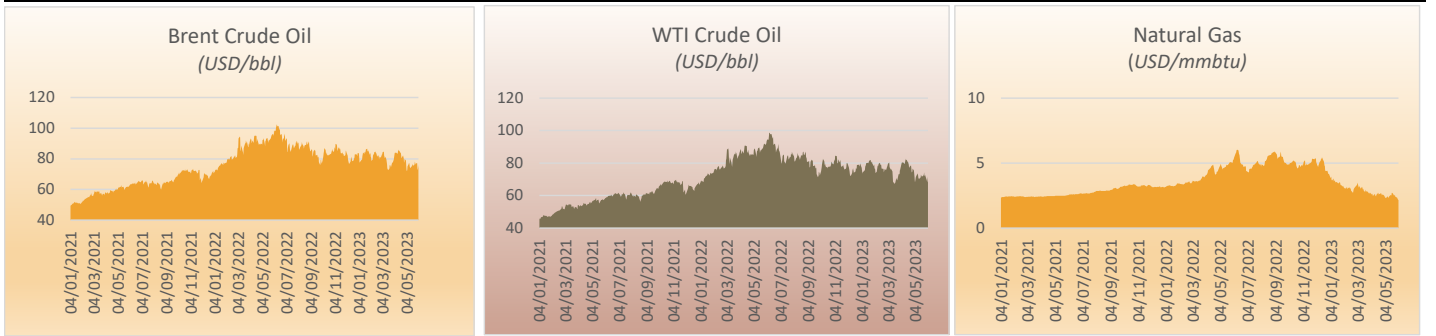
## Exchange Rates

**Major Currencies: During the week ending June 2, 2023, three of the five selected major currencies- the Euro (EUR), the Chinese Yuan (CNY) and the Russian Ruble (RUB) - depreciated against the USD in comparison to the previous week.** The rates of weekly depreciation against the USD were 1.77% for the RUB, 0.45% for the CNY and 0.09% for the EUR. In contrast, the British Pound (GBP), and the Japanese Yen (JPY) appreciated against the USD by 0.85% and 0.50% respectively. In comparison to the same period of 2022, all the reviewed currencies depreciated against the USD at varying rates, specifically by 27.10% (RUB), 7.79% (JPY), 6.74% (CNY), 1.04% (GBP) and 0.32 (EUR).

**Currencies of African Countries: During the week ending June 2, 2023, exchange rates for African currencies fluctuated against the USD by varying degrees.** Of the 37 African currencies with updated exchange rate movements, 17 currencies recorded appreciations of varying degrees on a weekly basis, the Sudanese Pound (SDG) remained unchanged, while the rest depreciated against the USD. The highest weekly currency appreciation was recorded for the Congolese (DRC) Franc (CDF) at 1.88%, while the biggest depreciation was recorded for the Zimbabwean Dollar (ZWD) at 55.24%. Compared to the same period of last year, nine African countries recorded appreciation in their currencies against the USD, while the rest recorded depreciations. These nine currencies recorded annual appreciations ranging between 6.35% for the Algerian Dinar (DZD) and 0.004% for the Cabo Verde Escudo (CVE). During the same period, 28 African currencies depreciated against the USD, of which 18 currencies depreciated by more than 5.0%, with the two steepest declines recorded by the currencies of Zimbabwe (ZWD) at 723.56% and South Sudan (SSP) at 103.73%.

## Weekly Highlights on Price Movements of Selected Commodities - Week ending June 02, 2023

Commodity	Units	Prices				% change		
		Value at end of (06/02/2023)	Value at end of (05/26/2023)	Benchmark (02/24/2022)	Value at end of (06/02/2022)	Weekly	Benchmark (02/24/2022)	Annual
<b>Energy</b>								
Brent Crude Oil	USD/bbl.	76.13	76.98	81.53	97.15	-1.10	-6.62	-21.64
WTI Crude Oil	USD/bbl.	71.74	72.67	77.25	93.51	-1.28	-7.13	-23.28
Natural Gas	USD/mmbtu.	2.17	2.42	3.59	5.28	-10.14	-39.55	-58.82
<b>Metals</b>								
Gold	USD/t.oz	1 947.97	1 946.46	1 923.74	1 867.87	0.08	1.26	4.29
Silver	USD/t.oz	23.61	23.30	24.70	22.28	1.31	-4.44	5.95
Platinum	USD/t.oz	1 007.95	1 025.94	1 064.05	1 026.54	-1.75	-5.27	-1.81
Copper	USD/mt	8 237.00	8 135.00	9 864.00	9 499.50	1.25	-16.49	-13.29
Nickel	USD/mt	21 211.00	21 162.00	24 716.00	28 119.00	0.23	-14.18	-24.57
<b>Agriculture</b>								
Wheat, HRW	USD/bu.	812.25	819.25	830.75	1 107.50	-0.85	-2.23	-26.66
Corn, CBT	USD/bu.	609.00	604.00	695.00	730.25	0.83	-12.37	-16.60
Cocoa	USD/mt	3 026.00	2 991.00	2 578.00	2 485.00	1.17	17.38	21.77
Coffee, Arabica	USD/lb	1.80	1.82	2.39	2.38	-0.72	-24.67	-24.32
Rice	USD/cwt	17.69	17.07	15.12	16.98	3.63	17.00	4.21
Sugar	USD/lb	24.73	25.37	17.01	18.84	-2.52	45.39	31.26
Cotton	USD/lb	81.85	80.54	82.05	94.55	1.63	-0.24	-13.43
<b>Fertilizers</b>								
DAP	USD/mt	475.00	475.00	815.00	765.00	0.00	-41.72	-37.91
TSP	USD/mt	355.00	360.00	732.50	905.00	-1.39	-51.54	-60.77
Phosphoric Rock	USD/mt	345.00	345.00	172.50	255.00	0.00	100.00	35.29



Sources: AFDB Statistics Department and Bloomberg

Notes: bbl = barrel; mmbtu = million British thermal units; t.oz = troy oz; cwt= Hunderweight; bu= Bushel; MT = Metric Ton; lb= Pound

Daily Highlights on Price of Selected Commodities															
	Brent Crude Oil	WTI Crude Oil	Natural Gas	Gold	Silver	Platinum	Copper	Nickel	Wheat, HRW	Corn, CBT	Cocoa	Coffee, Arabica	Rice	Sugar	Cotton
	USD/bbl.	USD/bbl.	USD/mmbtu.	USD/t.oz	USD/t.oz	USD/t.oz	USD/mt	USD/mt	USD/bu.	USD/bu.	USD/mt	USD/lb	USD/cwt	USD/lb	USD/lb
1-Mar-23	82.7	77.6	3.3	1 837.3	21.0	960.3	9 100.5	24 890.0	809.3	640.5	2 800.0	1.9	17.2	20.0	85.3
2-Mar-23	83.1	78.1	3.3	1 833.8	20.8	964.4	8 958.5	24 395.0	817.3	637.8	2 760.0	1.8	17.2	19.8	83.8
3-Mar-23	84.3	79.6	3.5	1 856.5	21.3	982.7	8 983.5	24 597.0	808.8	645.3	2 730.0	1.8	17.0	20.3	84.3
6-Mar-23	84.7	80.3	3.1	1 850.4	21.1	977.9	8 920.5	24 430.0	791.8	644.5	2 761.0	1.8	16.6	20.2	85.1
7-Mar-23	82.0	77.5	3.3	1 817.2	20.1	937.5	8 763.5	24 145.0	793.3	642.0	2 726.0	1.8	16.3	20.4	83.5
8-Mar-23	81.4	76.7	3.2	1 815.7	20.1	942.8	8 910.5	23 974.0	791.0	634.5	2 699.0	1.8	16.0	20.3	83.2
9-Mar-23	80.3	75.7	3.1	1 829.4	20.1	951.7	8 853.0	23 269.0	769.0	618.5	2 702.0	1.8	16.0	20.6	83.1
10-Mar-23	81.3	76.7	3.0	1 868.3	20.5	964.9	8 867.0	22 684.0	789.0	624.3	2 674.0	1.8	16.0	20.6	80.3
13-Mar-23	79.5	74.8	3.2	1 909.9	21.8	1 002.6	8 931.0	23 123.0	789.8	624.5	2 613.0	1.8	16.4	20.3	82.3
14-Mar-23	76.4	71.5	3.1	1 906.8	21.9	989.2	8 833.5	23 040.0	805.5	627.5	2 628.0	1.8	16.7	20.2	82.7
15-Mar-23	72.8	67.8	3.0	1 924.5	21.8	961.4	8 504.5	23 003.0	809.8	626.5	2 586.0	1.8	17.3	20.0	81.0
16-Mar-23	73.8	68.6	3.0	1 916.3	21.6	975.8	8 518.0	23 236.0	808.8	632.8	2 658.0	1.9	17.3	20.2	80.6
17-Mar-23	72.5	67.2	2.9	1 989.3	22.6	978.9	8 580.0	23 364.0	822.8	634.3	2 738.0	1.8	17.2	20.2	79.5
20-Mar-23	73.3	68.0	2.8	1 977.7	22.5	989.7	8 697.5	22 797.0	815.3	633.0	2 785.0	1.8	17.3	20.0	78.8
21-Mar-23	74.7	69.7	3.0	1 941.5	22.3	971.9	8 757.5	22 514.0	806.8	630.0	2 817.0	1.9	17.3	20.3	79.5
22-Mar-23	76.0	71.0	2.8	1 946.3	22.6	984.8	8 888.5	22 461.0	799.3	633.5	2 874.0	1.8	17.3	20.6	79.8
23-Mar-23	75.2	70.1	2.8	1 999.7	23.2	987.7	9 031.0	22 517.0	806.5	631.8	2 868.0	1.7	17.6	20.4	79.3
24-Mar-23	74.4	69.4	2.9	1 978.2	23.2	984.3	8 921.5	23 468.0	834.3	643.0	2 884.0	1.8	17.9	20.3	78.4
27-Mar-23	77.5	72.9	2.7	1 955.9	23.0	976.6	8 964.0	23 843.0	847.5	648.3	2 902.0	1.8	17.8	20.5	80.8
28-Mar-23	77.7	73.3	2.7	1 969.1	23.3	971.5	8 978.0	24 074.0	859.3	647.3	2 901.0	1.7	17.7	20.8	83.3
29-Mar-23	77.2	73.1	2.7	1 965.1	23.3	972.3	9 002.5	23 743.0	857.0	650.5	2 880.0	1.7	17.7	20.8	83.3
30-Mar-23	78.2	74.4	2.6	1 983.2	23.9	988.3	9 001.0	23 199.0	858.0	649.5	2 917.0	1.7	17.6	21.5	83.9
31-Mar-23	79.5	75.7	2.7	1 969.3	24.1	995.2	8 993.0	23 838.0	861.8	660.5	2 933.0	1.7	17.4	21.8	83.4
3-Apr-23	84.0	80.2	2.6	1 987.1	24.0	986.3	8 917.0	23 372.0	861.3	657.8	2 868.0	1.8	17.1	22.0	82.9
4-Apr-23	84.0	80.4	2.6	2 020.8	25.0	1 022.5	8 751.0	23 124.0	857.8	653.8	2 914.0	1.7	16.8	22.1	81.7
5-Apr-23	84.0	80.4	2.6	2 021.4	24.9	999.8	8 782.0	22 706.0	843.0	652.8	2 903.0	1.8	16.8	22.6	81.6
6-Apr-23	84.0	80.4	2.5	2 011.8	25.0	1 012.8	8 800.0	22 800.0	846.0	643.5	2 919.0	1.8	16.6	23.2	83.2
7-Apr-23	...	80.4	2.5	2 007.9	25.0	1 011.8	...	...	846.0	643.5	...	...	16.6	...	...
10-Apr-23	83.2	79.5	2.6	1 989.8	24.8	997.9	...	...	858.3	654.0	2 922.0	1.8	16.4	23.1	82.6
11-Apr-23	84.5	81.1	2.6	2 006.2	25.1	999.5	8 854.5	23 472.0	850.0	651.0	2 985.0	1.9	17.0	23.7	82.9
12-Apr-23	86.0	82.7	2.5	2 007.9	25.3	1 021.2	8 916.5	23 579.0	846.3	656.0	2 954.0	1.9	17.6	23.3	82.4
13-Apr-23	85.1	81.7	2.4	2 040.3	25.8	1 053.8	9 058.5	23 698.0	831.3	652.3	3 002.0	2.0	17.5	23.4	82.9
14-Apr-23	85.3	82.1	2.5	2 004.2	25.3	1 048.7	9 023.5	24 132.0	863.3	666.3	2 984.0	1.9	17.4	23.5	82.8
17-Apr-23	83.9	80.6	2.7	1 991.6	24.9	1 050.4	8 964.5	24 701.0	876.5	676.5	3 003.0	2.0	17.3	23.8	82.9
18-Apr-23	84.0	80.6	2.7	2 007.2	25.2	1 085.6	9 012.5	25 633.0	868.3	677.5	3 054.0	2.1	17.3	23.9	84.2
19-Apr-23	82.4	79.0	2.6	1 996.1	25.3	1 095.2	8 965.5	25 551.0	849.8	672.3	3 079.0	2.0	17.1	23.9	83.5
20-Apr-23	80.4	77.1	2.6	2 005.9	25.3	1 096.6	8 881.0	25 061.0	826.8	663.8	3 087.0	2.0	16.8	24.7	80.6
21-Apr-23	81.1	77.7	2.6	1 983.1	25.1	1 127.2	8 794.5	24 477.0	825.5	663.3	3 171.0	1.9	16.9	24.3	80.4
24-Apr-23	82.2	78.6	2.7	1 986.7	25.2	1 089.5	8 730.5	24 582.0	817.5	651.3	3 203.0	2.0	16.9	25.3	81.3
25-Apr-23	80.2	76.9	2.6	1 990.6	24.8	1 084.9	8 528.0	23 341.0	803.0	646.5	3 149.0	1.9	16.9	26.0	79.4
26-Apr-23	77.5	74.2	2.5	1 986.7	24.8	1 092.9	8 552.5	23 646.0	783.3	641.5	3 176.0	2.0	16.9	25.8	79.2
27-Apr-23	77.9	74.6	2.5	1 984.4	24.9	1 083.1	8 586.5	24 099.0	765.3	627.0	3 150.0	1.9	16.9	26.4	80.6
28-Apr-23	79.9	76.6	2.6	1 990.0	25.1	1 078.3	8 595.5	24 219.0	776.3	636.0	3 174.0	1.9	17.4	26.4	81.1
1-May-23	78.9	75.5	2.5	1 981.7	24.9	1 056.0	...	...	757.3	639.5	3 171.0	1.9	17.5	25.5	81.2
2-May-23	75.0	71.6	2.4	2 015.2	25.3	1 066.6	8 514.0	24 965.0	740.3	638.0	3 130.0	1.9	17.6	25.1	80.5
3-May-23	72.2	68.6	2.4	2 024.1	25.4	1 051.9	8 468.5	24 743.0	785.0	645.3	3 014.0	1.9	17.7	25.2	79.0
4-May-23	72.3	68.5	2.3	2 050.9	26.0	1 044.0	8 493.5	23 997.0	798.3	646.5	3 052.0	1.9	17.8	25.5	81.4
5-May-23	75.1	71.3	2.3	2 016.8	25.7	1 062.5	8 581.5	24 531.0	833.0	653.3	3 109.0	1.9	18.1	26.3	83.2
8-May-23	76.8	73.1	2.4	2 027.2	25.6	1 080.4	...	...	844.3	656.5	3 179.0	1.9	18.2	26.1	83.0
9-May-23	77.3	73.6	2.4	2 031.1	25.6	1 108.1	8 591.5	23 507.0	856.3	642.3	3 229.0	1.9	18.0	26.2	81.0
10-May-23	76.3	72.5	2.3	2 027.9	25.4	1 112.9	8 475.0	22 531.0	855.3	645.5	3 260.0	1.9	18.1	26.7	80.8
11-May-23	74.8	70.9	2.3	2 015.7	24.2	1 094.0	8 163.5	21 780.0	841.5	632.5	3 242.0	1.9	18.1	26.0	79.6
12-May-23	73.9	70.0	2.4	2 010.8	24.0	1 053.0	8 253.0	22 217.0	877.0	633.3	3 226.0	1.9	18.3	26.2	80.2
15-May-23	75.0	71.1	2.5	2 020.3	24.1	1 070.7	8 272.5	21 622.0	898.3	592.5	3 160.0	1.9	17.9	26.3	81.8
16-May-23	74.7	70.8	2.5	1 987.7	23.7	1 061.5	8 121.5	21 122.0	895.3	581.3	2 995.0	1.9	17.4	26.1	82.5
17-May-23	76.8	72.9	2.5	1 983.9	23.8	1 076.0	8 302.0	21 334.0	885.5	561.5	3 000.0	1.9	17.5	25.9	83.9
18-May-23	75.8	71.9	2.7	1 955.7	23.5	1 053.0	8 172.5	20 934.0	857.0	555.3	2 991.0	1.9	17.3	25.6	83.7
19-May-23	75.5	71.7	2.7	1 977.8	23.9	1 066.6	8 251.5	21 278.0	824.3	554.5	3 068.0	1.9	17.1	25.8	83.9
22-May-23	75.9	72.1	2.6	1 974.6	23.7	1 070.3	8 127.5	21 413.0	825.8	571.0	3 023.0	1.9	16.8	26.0	83.4
23-May-23	76.7	72.9	2.5	1 973.2	23.5	1 054.1	8 102.0	21 047.0	841.5	577.5	3 016.0	1.9	16.7	25.8	82.4
24-May-23	78.2	74.3	2.6	1 959.2	23.1	1 026.8	7 901.5	20 732.0	812.3	587.3	3 010.0	1.9	16.6	25.5	80.3
25-May-23	76.2	71.8	2.5	1 943.7	22.8	1 026.1	7 962.5	21 228.0	818.0	590.8	3 017.0	1.8	16.6	24.8	78.5
26-May-23	77.0	72.7	2.4	1 946.5	23.3	1 025.9	8 135.0	21 162.0	819.3	604.0	2 991.0	1.8	17.1	25.4	80.5
29-May-23	77.1	...	...	1 943.6	23.2	1 030.6	...	...	...	...	...	...	...	...	...
30-May-23	73.7	69.5	2.3	1 959.8	23.2	1 022.7	8 123.0	21 027.0	783.8	594.0	3 005.0	1.8	17.0	25.3	80.2
31-May-23	72.6	68.1	2.3	1 965.2	23.5	997.9	8 089.0	20 588.0	790.5	594.0	3 007.0	1.8	17.3	25.1	79.5
1-Jun-23	74.3	70.1	2.2	1 978.5	23.9	1 012.2	8 243.5	21 318.0	802.5	592.5	3 008.0	1.8	17.5	24.9	81.6
2-Jun-23	76.1	71.7	2.2	1 948.0	23.6	1 008.0	8 237.0	21 211.0	812.3	609.0	3 026.0	1.8	17.7	24.7	81.9

... Data not available for this day

Sources: AFD Statistics Department and Bloomberg

**Weekly Highlights on Price Movements of Selected Exchange Rates (currency per USD)- Week ending June 02, 2023**

Region/Country	Currency Name	Currency Code	Rates				% change		
			Value at end of (06/02/2023)	Value at end of (05/26/2023)	Benchmark (02/24/2022)	Value at end of (06/02/2022)	Weekly	Benchmark (02/24/2022)	Annual
<b>Africa</b>									
Algeria	Algerian Dinar	DZD	136.23	136.45	141.14	145.47	0.16	3.48	6.35
Angola	New Kwanza	AOA	595.42	560.36	497.34	427.09	-6.26	-19.72	-39.41
Botswana	Pula	BWP	13.66	13.72	11.64	11.99	0.44	-17.39	-13.95
Burundi	Burundi Franc	BIF	2 797.16	2 807.46	2 004.43	2 048.79	0.37	-39.55	-36.53
Cabo Verde	Escudo	CVE	103.19	102.70	99.19	103.19	-0.48	-4.03	0.00
Comoros	Comoros Franc	KMF	459.35	458.94	440.61	457.89	-0.09	-4.25	-0.32
Congo. Dem. Rep. of	Congolese Franc	CDF	2 111.94	2 152.41	1 996.09	1 994.90	1.88	-5.80	-5.87
Djibouti	Djibouti Franc	DJF	178.04	178.05	177.97	178.16	0.00	-0.04	0.07
Egypt	Egyptian Pound	EGP	30.90	30.91	15.70	18.65	0.03	-96.81	-65.65
Ethiopia	Birr	ETB	54.41	54.42	50.93	51.93	0.02	-6.84	-4.79
Gambia. The	Gambian Dalasi	GMD	60.22	59.55	53.43	54.12	-1.12	-12.72	-11.26
Ghana	New Cedi	GHS	11.15	11.06	6.73	7.82	-0.86	-65.72	-42.62
Guinea	Guinea Franc	GNF	8 587.33	8 585.52	8 982.02	8 842.14	-0.02	4.39	2.88
Kenya	Kenyan Shilling	KES	137.97	138.35	113.85	116.85	0.27	-21.19	-18.07
Liberia	Liberian Dollar	LRD	168.06	166.24	153.42	152.25	-1.09	-9.54	-10.38
Libya	Libyan Dinar	LYD	4.82	4.81	4.60	4.77	-0.18	-4.91	-1.00
Madagascar	Ariary	MGA	4 393.50	4 395.39	3 985.72	4 044.50	0.04	-10.23	-8.63
Malawi	Kwacha	MWK	1 021.53	1 023.31	807.63	1 019.41	0.17	-26.49	-0.21
Mauritania	Oguiya	MRU	34.31	34.26	36.39	36.50	-0.15	5.72	5.99
Mauritius	Mauritius Rupee	MUR	45.58	45.56	44.10	43.41	-0.03	-3.35	-4.98
Morocco	Dirham	MAD	10.20	10.23	9.49	9.83	0.29	-7.40	-3.73
Mozambique	New Metical	MZN	63.88	63.89	63.88	63.89	0.01	0.00	0.01
Nigeria	Naira	NGN	465.19	464.61	416.21	416.15	-0.12	-11.77	-11.78
Rwanda	Rwandan Franc	RWF	1 126.11	1 131.75	1 018.25	1 027.33	0.50	-10.59	-9.61
São Tomé & Príncipe	Dobra	STN	23.07	22.97	21.92	23.23	-0.44	-5.24	0.68
Seychelles	Seychelles Rupee	SCR	13.62	13.69	14.16	13.86	0.57	3.83	1.73
Sierra Leone	Leone	SLL	22 591.45	22 834.72	11 628.36	13 037.87	1.07	-94.28	-73.28
Somalia	Somali Shilling	SOS	569.00	569.25	581.50	581.00	0.04	2.15	2.07
South Africa	Rand	ZAR	19.53	19.66	15.47	15.47	0.66	-26.29	-26.25
South Sudan	South Sudanese Pound	SSP	949.94	940.78	426.14	466.28	-0.97	-122.92	-103.73
Sudan	Sudanese Pound	SDG	599.80	599.80	443.10	445.15	0.00	-35.36	-34.74
Tanzania	Tanzanian Shilling	TZS	2 367.49	2 361.72	2 314.69	2 327.48	-0.24	-2.28	-1.72
Tunisia	Tunisian Dinar	TND	3.10	3.10	2.91	3.05	-0.16	-6.74	-1.91
Uganda	Uganda Shilling	UGX	3 735.18	3 729.23	3 528.73	3 734.07	-0.16	-5.85	-0.03
Zambia	Zambian Kwacha	ZMK	19 720.00	19 295.00	17 675.00	17 168.00	-2.20	-11.57	-14.86
Zimbabwe	Zimbabwean Dollar	ZWD	2 540.85	1 636.75	115.90	308.52	-55.24	-2 092.28	-723.56
CFA zone Countries*	CFA Franc	XOF	612.47	611.91	587.44	610.52	-0.09	-4.26	-0.32
<b>Selected Major Global Currencies</b>									
Europe	Euro	EUR	0.93	0.93	0.90	0.93	-0.09	-4.25	-0.32
United Kingdom	British Pound	GBP	0.80	0.81	0.75	0.79	0.85	-7.35	-1.04
Japan	Japanese Yen	JPY	139.89	140.60	115.34	129.78	0.50	-21.28	-7.79
China	Chinese Yuan	CNY	7.11	7.07	6.33	6.66	-0.45	-12.31	-6.74
Russia	Russian Ruble	RUB	81.05	79.64	87.25	63.77	-1.77	7.11	-27.10

Sources: AfDB Statistics Department and Bloomberg