



**AFRICAN DEVELOPMENT BANK GROUP**

---

**Weekly Trends of Selected Commodity Prices and  
Exchange Rates of African and Major Global Currencies<sup>1</sup>:**

*The situation as of Friday, March 17, 2023*

**Statistics Department (ECST)**

---

<sup>1</sup> This briefing note has been prepared by Roza Mamuye Bora, Principal Statistician; Anouar Chaouch, Senior Statistician; and Robert Maate, Chief Statistician under the supervision of Louis Kouakou, Acting Director ECST.

# Contents

	Page
Highlights	1
Data Annexes: Weekly Price Movements of Selected Commodities	2
Data Annexes: Weekly Price Movements of Selected Commodities Since 1 <sup>st</sup> December 2022	3
Data Annexes: Weekly Movements in Exchange Rates of Selected Currencies	4

## Weekly Trends in Selected Commodity Prices and Exchange Rates of African and Major Global Currencies — Week Ending March 17, 2023

### Summary

As of March 17, 2023, international prices of most commodities including energy, most metals and some agricultural products were below their levels on March 17, 2022, and the beginning of 2022 when prices started increasing. Prices of fuel fell on a weekly basis. By contrast, prices of most metal commodities and agricultural products increased on a weekly basis. Selected major currencies appreciated against the United States Dollar (USD), except the Russian Ruble (RUB) on a weekly basis. On annual basis, RUB appreciated while the rest of the major currencies depreciated against the USD. Most African currencies depreciated against the USD both on weekly and annual basis. Annual depreciations of more than 5% against the USD was recorded for 20 African currencies.

### Energy

**As of March 17, 2023, international energy prices were lower than their levels in the preceding week and the same period of last year.** Prices of Brent crude oil, WTI crude oil and natural gas fell by 11.85%, 12.96% and 3.79% respectively compared to the previous week. In comparison to their levels in the same period of last year, prices of Brent crude oil, WTI crude oil and natural gas were lower by 17.73%, 20.85% and 36.05% respectively, to reach respective prices of USD 72.97, USD 66.74 per barrel and USD 2.34 per million btu<sup>1</sup>.

### Metals

**During the week ending March 17, 2023, international prices of most metals increased on a week-on-week basis, except for copper, but prices remained lower than their levels on March 17, 2022, for all selected metals except gold.** Compared to the previous week, prices went up for silver by 10.04%, gold by 6.48%, nickel by 3.00% and platinum by 1.46%, while price of copper fell by 3.24%. Prices of most selected metals were lower than their levels on March 17, 2022, the highest price drop was recorded for nickel at 44.3% followed by copper (16.24%), silver (10.78%), platinum (4.62%), whereas price of gold increased by 2.41% during the same period.

### Agricultural Commodities

**Prices of most agricultural commodities increased on a weekly basis and were lower compared to same period of last year, while some agricultural products recorded a decline in prices during the same period.** In the week ending March 17, 2023, international prices of some agricultural commodities increased compared to the preceding week, particularly rice by 7.27%, wheat HRW by 4.70%, cocoa by 2.39%, corn CBT by 1.60% and coffee arabica by 0.41%. In contrast, prices fell by 2.32% for sugar and 0.45% for cotton during the week. Compared to the same period of last year, prices of some agricultural commodities fell, namely: cotton by 19.83%, corn CBT (15.94%), coffee arabica (15.78%) and wheat HRW (11.09%). In contrast, prices for sugar, rice and cocoa went up by 14.07%, 9.48% and 9.35% respectively, during the same period.

---

<sup>1</sup> Btu refers to British thermal units.

## Fertilizers

As of March 17, 2023, global price of phosphoric rock doubled compared to its level in the same period of 2022, while TSP and DAP prices recorded declines of 54.17% and 36.98% respectively. Compared to the previous week, price of TSP fell by 1.58%, whereas prices of DAP and phosphoric rock remained the same at USD 605 and USD 345 per metric ton, respectively.

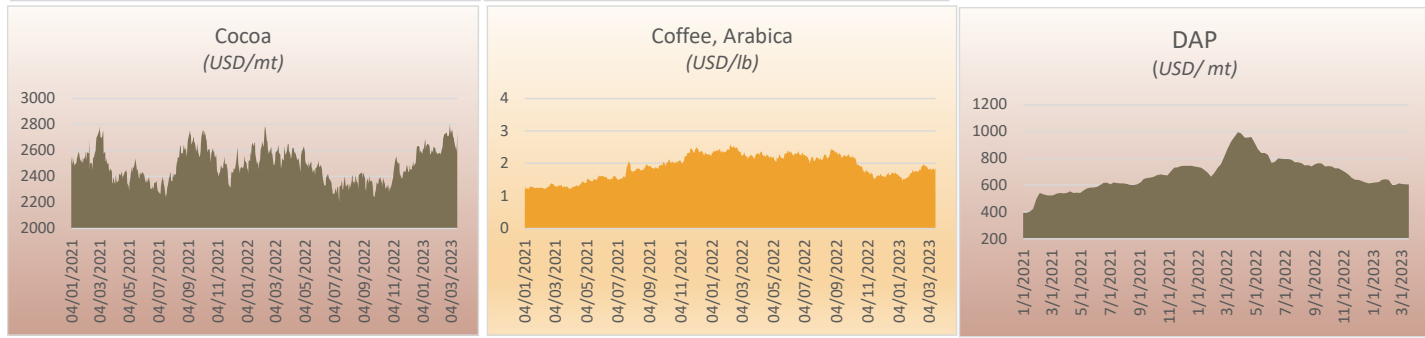
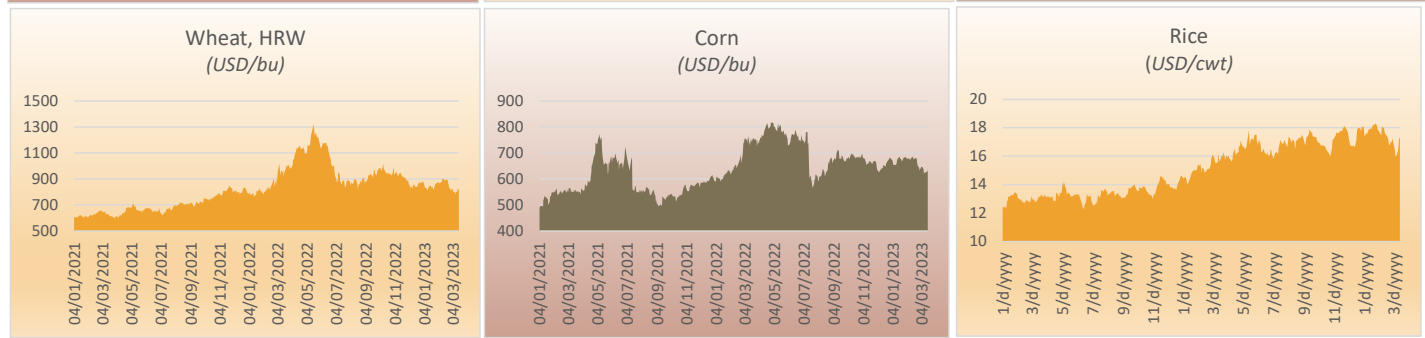
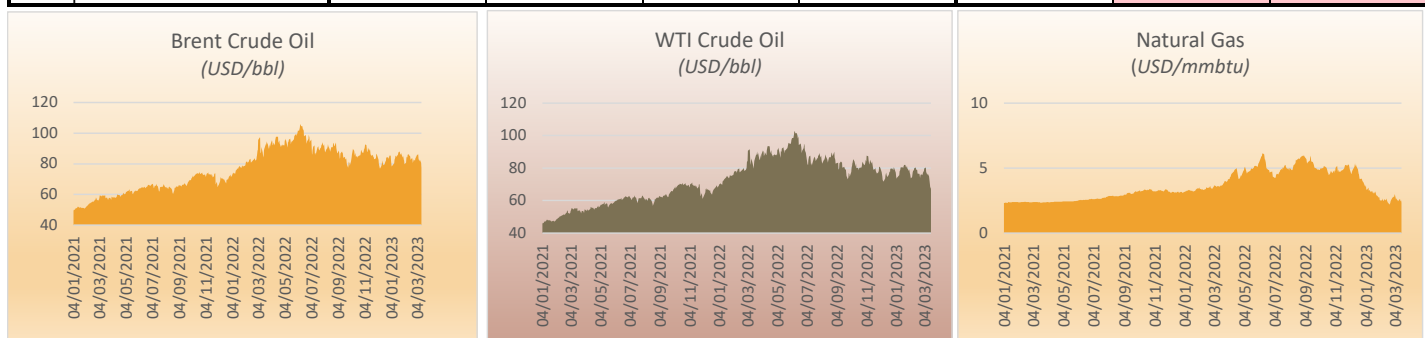
## Exchange Rates

**Major Currencies:** During the week ending March 17, 2023, the Euro (EUR), British Pound (GBP), Japanese Yen (JPY) and Chinese Yuan (CNY) appreciated at varying rates against the USD, on a weekly basis. The rates of appreciation were 1.97% for JPY, 1.03% for GBP, 0.39% for CNY and 0.03% for EUR. The Russian Ruble (RUB) depreciated against the USD by 1.61% during the same period. In comparison to the same period of 2022, the reviewed currencies except the RUB depreciated against the USD at varying rates, specifically by 11.48% (JPY), 8.28% (CNY), 8.07% (GBP) and 4.25% (EUR). The RUB appreciated by 24.78% against the USD during the same period.

**Currencies of African Countries:** During the week ending March 17, 2023, exchange rates for African currencies fluctuated against the USD by varying degrees. Of the 37 African currencies with updated exchange rate movements, 18 currencies recorded appreciations of varying degrees on a weekly basis, while the rest depreciated against the USD. The highest weekly currency appreciation was recorded for the Gambian Dalasi (GMD) at 1.15%, while the biggest depreciation was recorded for the Zimbabwean Dollar (ZWD) at 2.22%. On a year-on-year basis, seven African countries recorded appreciation in their currencies against the USD, while the rest recorded depreciations. These seven currencies recorded annual appreciations ranging between 4.79% for the Mauritania Ouguiya (MRU) and 0.02% for the Mozambique New Metical (MZN). Compared to the same period of last year, 20 African currencies depreciated by more than 5.0% against the USD, with the two steepest declines recorded by the currencies of Zimbabwe (ZWD) at 618.77% and Egypt (EGP) at 95.94%.

**Weekly Highlights on Price Movements of Selected Commodities - Week ending March 17, 2023**

Commodity	Units	Prices				% change		
		Value at end of (17/03/2023)	Value at end of (10/03/2023)	Benchmark (02/24/2022)	Value at end of (17/03/2022)	Weekly	Benchmark (02/24/2022)	Annual
<b>Energy</b>								
Brent Crude Oil	USD/bbl.	72.97	82.78	83.07	88.70	-11.85	-12.16	-17.73
WTI Crude Oil	USD/bbl.	66.74	76.68	78.90	84.32	-12.96	-15.41	-20.85
Natural Gas	USD/mmbtu.	2.34	2.43	3.58	3.66	-3.79	-34.69	-36.05
<b>Metals</b>								
Gold	USD/t.oz	1,989.25	1,868.26	1,923.74	1,942.50	6.48	3.41	2.41
Silver	USD/t.oz	22.60	20.54	24.70	25.33	10.04	-8.51	-10.78
Platinum	USD/t.oz	978.94	964.88	1,064.05	1,026.37	1.46	-8.00	-4.62
Copper	USD/mt	8,580.00	8,867.00	9,864.00	10,243.00	-3.24	-13.02	-16.24
Nickel	USD/mt	23,364.00	22,684.00	24,716.00	41,945.00	3.00	-5.47	-44.30
<b>Agriculture</b>								
Wheat, HRW	USD/bu.	835.75	798.25	900.50	940.00	4.70	-7.19	-11.09
Corn, CBT	USD/bu.	634.25	624.25	695.00	754.50	1.60	-8.74	-15.94
Cocoa	USD/mt	2,738.00	2,674.00	2,578.00	2,504.00	2.39	6.21	9.35
Coffee, Arabica	USD/lb	1.83	1.82	2.39	2.17	0.41	-23.54	-15.78
Rice	USD/cwt	17.20	16.04	15.12	15.71	7.27	13.76	9.48
Sugar	USD/lb	20.67	21.16	17.47	18.12	-2.32	18.32	14.07
Cotton	USD/lb	77.83	78.18	95.21	97.08	-0.45	-18.25	-19.83
<b>Fertilizers</b>								
DAP	USD/mt	605.00	605.00	815.00	960.00	0.00	-25.77	-36.98
TSP	USD/mt	467.50	475.00	732.50	1,020.00	-1.58	-36.18	-54.17
Phosphoric Rock	USD/mt	345.00	345.00	172.50	172.50	0.00	100.00	100.00



Sources: AFDB Statistics Department and Bloomberg

Notes: bbl = barrel; mmbtu = million British thermal units; t.oz = troy oz; cwt= Hunderweight; bu= Bushel; MT = Metric Ton; lb= Pound

Daily Highlights on Price of Selected Commodities															
	Brent Crude Oil	WTI Crude Oil	Natural Gas	Gold	Silver	Platinum	Copper	Nickel	Wheat, HRW	Corn, CBT	Cocoa	Coffee, Arabica	Rice	Sugar	Cotton
	USD/bbl	USD/bbl	USD/mmbtu	USD/t.oz	USD/t.oz	USD/t.oz	USD/mt	USD/mt	USD/bu.	USD/bu.	USD/mt	USD/lb	USD/cwt	USD/lb	USD/lb
1-Dec-22	86.3	80.9	5.2	1,801.6	22.7	1,042.8	8,336.0	27,601.0	884.8	650.0	2,472.0	163.4	17.8	18.6	84.2
2-Dec-22	85.3	80.0	4.9	1,797.6	23.1	1,019.1	8,450.0	28,862.0	865.3	635.0	2,489.0	160.2	17.6	18.3	82.6
5-Dec-22	82.6	77.3	4.6	1,769.9	22.2	1,003.4	8,391.0	28,680.0	838.5	628.8	2,432.0	160.2	17.0	18.4	83.2
6-Dec-22	79.9	74.8	4.5	1,771.6	22.2	992.5	8,421.5	29,271.0	826.0	625.5	2,437.0	161.1	16.8	18.3	84.2
7-Dec-22	78.0	72.7	4.7	1,783.1	22.7	1,005.2	8,456.5	31,441.0	844.5	627.8	2,442.0	157.7	16.7	18.4	81.7
8-Dec-22	77.0	71.9	4.8	1,787.2	23.0	1,008.2	8,543.0	29,725.0	839.8	632.0	2,492.0	156.9	16.8	18.5	80.7
9-Dec-22	77.0	71.7	4.9	1,797.3	23.5	1,027.6	8,543.0	29,433.0	827.3	634.8	2,454.0	157.8	16.7	18.5	80.9
12-Dec-22	78.6	73.6	5.1	1,783.1	23.2	1,003.2	8,374.0	29,518.0	854.5	641.3	2,452.0	166.4	16.7	18.3	79.5
13-Dec-22	80.7	75.7	5.4	1,808.5	23.7	1,033.4	8,497.0	28,287.0	857.5	643.8	2,491.0	167.2	16.8	18.6	81.7
14-Dec-22	82.3	77.3	5.1	1,808.4	23.9	1,030.6	8,516.5	28,365.0	844.5	639.0	2,474.0	168.3	16.8	19.0	81.4
15-Dec-22	80.7	76.0	5.3	1,776.9	23.1	1,008.3	8,293.5	28,311.0	852.8	653.5	2,517.0	171.5	16.6	18.8	81.2
16-Dec-22	79.2	74.5	5.2	1,793.1	23.2	994.5	8,266.5	28,273.0	838.0	653.0	2,475.0	164.2	16.7	18.8	82.1
19-Dec-22	79.6	75.4	4.9	1,790.1	23.1	986.2	8,320.0	27,215.0	837.5	647.3	2,499.0	164.1	17.1	18.9	84.0
20-Dec-22	80.3	76.2	4.6	1,818.0	24.1	1,011.1	8,354.5	28,334.0	840.8	652.0	2,498.0	167.8	17.8	19.2	87.2
21-Dec-22	82.1	78.1	4.5	1,816.9	24.0	1,001.1	8,393.5	29,591.0	857.0	662.3	2,529.0	169.4	17.8	19.3	87.6
22-Dec-22	81.2	77.3	4.2	1,793.1	23.5	986.0	8,310.5	29,240.0	859.8	660.5	2,606.0	168.9	18.0	19.4	83.9
23-Dec-22	84.1	79.6	4.1	1,798.2	23.7	1,027.0	8,349.5	29,547.0	869.0	666.3	2,628.0	172.0	18.0	19.5	85.2
26-Dec-22	...	...	...	...	...	...	...	...	...	...	...	...	...	...	...
27-Dec-22	84.3	79.7	4.2	1,813.9	24.0	1,025.9	...	...	872.0	674.8	2,633.0	167.0	17.9	19.0	84.1
28-Dec-22	83.7	79.1	4.0	1,805.7	23.6	1,014.9	8,443.0	30,431.0	876.8	682.8	2,621.0	173.6	17.7	18.8	83.3
29-Dec-22	83.0	78.5	3.9	1,819.0	24.0	1,055.6	8,418.0	30,259.0	861.3	679.5	2,578.0	170.1	17.9	18.9	82.7
30-Dec-22	85.3	80.5	3.9	1,824.0	24.0	1,074.3	8,372.0	30,048.0	882.3	678.5	2,600.0	167.3	18.1	18.7	83.5
2-Jan-23	85.3	...	...	...	...	...	...	...	...	...	...	...	...	...	...
3-Jan-23	82.0	77.3	3.6	1,839.3	24.0	1,081.4	8,321.5	31,118.0	864.5	670.5	2,572.0	166.3	18.1	18.4	83.1
4-Jan-23	78.0	73.3	3.7	1,850.6	23.8	1,081.4	8,252.0	29,768.0	836.5	653.8	2,603.0	161.3	17.5	18.4	80.5
5-Jan-23	78.8	74.1	3.4	1,834.0	23.2	1,061.0	8,374.5	27,748.0	835.3	652.8	2,617.0	160.6	17.4	18.2	82.6
6-Jan-23	78.7	74.3	3.3	1,865.7	23.8	1,094.3	8,589.5	28,079.0	828.0	654.0	2,605.0	158.3	17.5	17.9	85.7
9-Jan-23	79.9	75.2	3.5	1,871.9	23.8	1,090.8	8,859.5	27,434.0	825.3	652.8	2,690.0	158.1	17.6	18.1	86.1
10-Jan-23	80.3	75.6	3.3	1,874.3	23.6	1,081.1	8,912.0	27,466.0	809.0	655.0	2,604.0	150.9	17.7	18.3	84.8
11-Jan-23	82.7	77.9	3.3	1,873.9	23.4	1,072.2	9,124.5	27,039.0	819.3	656.0	2,633.0	143.9	17.5	18.3	84.4
12-Jan-23	84.0	78.9	3.3	1,897.8	23.9	1,074.3	9,187.0	27,013.0	831.5	671.0	2,640.0	149.4	17.8	18.3	82.3
13-Jan-23	85.3	80.3	3.2	1,920.2	24.3	1,069.2	9,185.5	26,795.0	840.3	675.0	2,651.0	151.7	17.9	18.4	82.6
16-Jan-23	84.5	...	...	1,913.9	24.3	1,064.9	9,104.5	27,217.0	...	...	...	...	...	...	...
17-Jan-23	85.9	80.7	3.2	1,907.2	24.0	1,042.6	9,287.0	26,690.0	849.3	685.3	2,641.0	151.1	17.9	18.8	83.1
18-Jan-23	85.2	80.0	3.1	1,905.3	23.5	1,038.8	9,323.5	27,844.0	837.0	681.3	2,620.0	155.0	18.0	18.5	85.2
19-Jan-23	86.2	80.9	3.1	1,920.2	23.6	1,038.5	9,305.5	29,346.0	827.5	677.3	2,570.0	154.6	17.9	18.4	83.9
20-Jan-23	87.5	81.9	3.0	1,926.1	23.9	1,045.9	9,324.0	28,771.0	841.3	676.3	2,569.0	154.8	18.1	18.4	87.1
23-Jan-23	88.0	81.9	3.2	1,923.9	23.3	1,048.7	9,356.0	28,110.0	814.0	666.3	2,608.0	158.6	18.2	18.4	87.8
24-Jan-23	86.1	80.4	3.1	1,933.9	23.6	1,058.2	9,314.5	28,782.0	828.5	677.0	2,585.0	159.9	18.2	18.6	86.8
25-Jan-23	86.0	80.4	2.9	1,937.4	23.7	1,042.8	9,314.5	29,182.0	838.0	674.8	2,592.0	162.5	18.2	18.8	87.2
26-Jan-23	87.1	81.3	2.9	1,926.7	23.8	1,020.8	9,329.5	29,427.0	857.5	682.5	2,629.0	167.2	18.3	19.3	88.0
27-Jan-23	86.0	80.0	2.9	1,928.0	23.6	1,015.7	9,263.5	28,902.0	862.5	683.0	2,627.0	169.9	18.3	19.6	87.5
30-Jan-23	84.1	78.2	2.7	1,924.4	23.7	1,018.7	9,210.0	29,219.0	867.3	683.8	2,611.0	170.4	18.1	19.9	85.7
31-Jan-23	85.2	79.2	2.7	1,929.6	23.7	1,012.9	9,222.5	30,344.0	871.8	679.8	2,581.0	181.8	17.8	20.4	87.0
1-Feb-23	82.6	76.7	2.5	1,925.7	23.5	998.1	9,087.0	29,296.0	876.8	681.0	2,592.0	175.9	17.8	20.1	86.3
2-Feb-23	82.0	76.2	2.5	1,912.2	23.5	1,025.7	9,052.5	29,790.0	873.8	675.3	2,583.0	179.9	17.8	20.4	87.1
3-Feb-23	79.7	73.7	2.5	1,865.0	22.4	976.8	8,980.5	28,612.0	866.3	677.5	2,569.0	172.8	17.7	20.0	86.1
6-Feb-23	80.7	74.5	2.5	1,866.1	22.2	973.5	8,871.5	27,258.0	868.3	679.0	2,577.0	175.7	17.5	19.5	84.1
7-Feb-23	83.4	77.4	2.7	1,880.7	22.4	983.2	8,925.0	27,248.0	874.8	674.0	2,581.0	177.1	17.5	19.7	86.4
8-Feb-23	84.7	78.7	2.5	1,875.8	22.4	982.4	8,892.5	27,390.0	883.5	678.5	2,579.0	175.6	17.9	19.9	86.0
9-Feb-23	84.1	78.3	2.5	1,868.5	22.1	963.4	8,983.0	29,142.0	868.0	670.8	2,578.0	173.7	18.1	20.0	85.9
10-Feb-23	86.0	79.9	2.6	1,865.6	22.0	949.6	8,857.5	27,794.0	896.8	680.5	2,564.0	174.8	18.1	20.0	85.6
13-Feb-23	86.2	80.3	2.5	1,851.6	21.8	958.5	8,938.0	26,627.0	900.3	685.0	2,621.0	177.1	17.9	19.7	85.8
14-Feb-23	85.3	79.2	2.7	1,849.8	21.8	937.3	8,946.5	26,459.0	895.3	682.3	2,621.0	183.6	17.7	20.0	85.7
15-Feb-23	85.1	78.8	2.6	1,835.0	21.6	918.5	8,857.5	26,143.0	883.0	676.3	2,692.0	176.9	17.6	19.7	82.9
16-Feb-23	84.8	78.7	2.5	1,842.5	21.7	928.0	9,023.0	26,489.0	887.3	676.0	2,700.0	180.7	17.6	19.8	82.0
17-Feb-23	82.7	76.6	2.4	1,842.4	21.7	921.2	8,987.5	25,793.0	895.8	677.8	2,722.0	188.7	17.5	19.8	81.5
20-Feb-23	83.8	...	...	1,840.9	21.8	927.4	9,141.5	26,932.0	...	...	...	...	...	...	...
21-Feb-23	82.8	76.4	2.2	1,836.8	22.0	949.2	9,200.5	27,105.0	893.5	680.5	2,732.0	194.5	17.3	19.9	81.5
22-Feb-23	80.5	74.0	2.3	1,833.3	21.7	955.1	9,112.0	26,431.0	869.5	674.0	2,738.0	199.5	17.0	19.9	81.9
23-Feb-23	82.0	75.4	2.4	1,821.3	21.3	948.2	8,904.0	25,387.0	856.8	660.3	2,729.0	193.7	16.8	20.3	82.2
24-Feb-23	82.8	76.3	2.5	1,811.0	20.8	913.0	8,716.5	24,554.0	835.3	650.0	2,707.0	191.2	16.8	19.7	84.9
27-Feb-23	82.0	75.7	2.7	1,818.6	20.7	944.3	8,802.0	25,505.0	817.0	642.8	2,715.0	190.7	17.0	20.3	84.8
28-Feb-23	83.5	77.1	2.7	1,829.4	21.0	961.5	8,961.0	24,794.0	812.8	629.5	2,748.0	190.4	17.0	20.1	84.0
1-Mar-23	84.3	77.7	2.8	1,837.3	21.0	960.3	9,100.5	24,890.0	816.3	640.5	2,800.0	185.3	17.2	20.6	85.7
2-Mar-23	84.8	78.2	2.8	1,833.8	20.8	964.4	8,958.5	24,395.0	826.0	637.8	2,760.0	184.0	17.2	20.3	83.7
3-Mar-23	85.8	79.7	3.0	1,856.5	21.3	982.7	8,983.5	24,597.0	816.3	645.3	2,730.0	180.8	17.0	20.9	84.2
6-Mar-23	86.2	80.5	2.6	1,850.4	21.1	977.9	8,920.5	24,430.0	797.8	644.5	2,761.0	182.5	16.6	20.9	84.7
7-Mar-23	83.3	77.6	2.7	1,817.2	20.1	937.5	8,763.5	24,145.0	799.3	642.0	2,726.0	184.6	16.3	21.0	82.8
8-Mar-23	82.7	76.7	2.6	1,815.7	20.1	942.8	8,910.5	23,974.0	800.3	634.5	2,699.0	179.6	16.0	20.9	82.6
9-Mar-23	81.6	75.7	2.5	1,829.4	20.1	951.7	8,853.0	23,289.0	777.3	618.5	2,702.0	178.0	16.0	21.2	82.2
10-Mar-23	82.8	76.7	2.4	1,868.3	20.5	964.9	8,867.0	22,684.0	798.3	624.3	2,674.0	182.3	16.0	21.2	78.2
13-Mar-23	80.8	74.8	2.6	1,909.9	21.8	1,002.6	8,931.0	23,123.0	800.5	624.5	2,613.0	183.2	16.4	20.8	81.2
14-Mar-23	77.														

**Weekly Highlights on Price Movements of Selected Exchange Rates (currency per USD)- Week ending March 17, 2023**

Region/Country	Currency Name	Currency Code	Rates				% change		
			Value at end of (17/03/2023)	Value at end of (10/03/2023)	Benchmark (02/24/2022)	Value at end of (17/03/2022)	Weekly	Benchmark (02/24/2022)	Annual
<b>Africa</b>									
Algeria	Algerian Dinar	DZD	135.97	136.61	141.14	142.24	0.47	3.66	4.40
Angola	New Kwanza	AOA	509.85	509.70	497.34	455.37	-0.03	-2.52	-11.96
Botswana	Pula	BWP	13.27	13.29	11.64	11.57	0.16	-14.00	-14.70
Burundi	Burundi Franc	BIF	2,075.65	2,073.95	2,004.43	2,042.37	-0.08	-3.55	-1.63
Cabo Verde	Escudo	CVE	103.88	104.05	99.19	99.88	0.17	-4.73	-4.00
Comoros	Comoros Franc	KMF	460.95	461.14	440.61	442.19	0.04	-4.62	-4.24
Congo, Dem. Rep. of	Congolese Franc	CDF	2,038.32	2,054.85	1,996.09	1,995.38	0.80	-2.12	-2.15
Djibouti	Djibouti Franc	DJF	177.80	177.97	177.97	177.97	0.10	0.09	0.09
Egypt	Egyptian Pound	EGP	30.80	30.90	15.70	15.72	0.32	-96.19	-95.94
Ethiopia	Birr	ETB	53.82	53.80	50.93	51.10	-0.04	-5.68	-5.32
Gambia, The	Gambian Dalasi	GMD	61.66	62.38	53.43	54.16	1.15	-15.40	-13.85
Ghana	New Cedi	GHS	12.37	12.25	6.73	7.30	-0.98	-83.80	-69.45
Guinea	Guinea Franc	GNF	8,577.67	8,660.94	8,982.02	8,917.72	0.96	4.50	3.81
Kenya	Kenyan Shilling	KES	130.01	129.60	113.85	114.39	-0.32	-14.19	-13.66
Liberia	Liberian Dollar	LRD	160.02	157.99	153.42	153.53	-1.28	-4.31	-4.23
Libya	Libyan Dinar	LYD	4.84	4.84	4.60	4.65	0.06	-5.25	-3.96
Madagascar	Ariary	MGA	4,305.32	4,327.50	3,985.72	4,037.11	0.51	-8.02	-6.64
Malawi	Kwacha	MWK	1,040.28	1,033.00	807.63	815.41	-0.70	-28.81	-27.58
Mauritania	Ouguiya	MRU	34.65	34.70	36.39	36.39	0.15	4.79	4.79
Mauritius	Mauritius Rupee	MUR	46.77	46.72	44.10	44.48	-0.09	-6.04	-5.15
Morocco	Dirham	MAD	10.37	10.40	9.49	9.76	0.35	-9.22	-6.20
Mozambique	New Metical	MZN	63.87	63.90	63.88	63.88	0.05	0.02	0.02
Nigeria	Naira	NGN	460.75	461.42	416.21	416.43	0.15	-10.70	-10.64
Rwanda	Rwandan Franc	RWF	1,092.52	1,090.95	1,018.25	1,017.77	-0.14	-7.29	-7.35
São Tomé & Príncipe	Dobra	STN	23.17	23.17	21.92	22.21	-0.02	-5.71	-4.36
Seychelles	Seychelles Rupee	SCR	13.68	13.66	14.16	14.33	-0.18	3.36	4.51
Sierra Leone	Leone	SLL	20,474.34	20,411.72	11,628.36	11,702.55	-0.31	-76.07	-74.96
Somalia	Somali Shilling	SOS	568.88	568.50	581.50	579.43	-0.07	2.17	1.82
South Africa	Rand	ZAR	18.37	18.26	15.47	14.87	-0.63	-18.80	-23.58
South Sudan	South Sudanese Pound	SSP	775.92	775.31	426.14	424.27	-0.08	-82.08	-82.88
Sudan	Sudanese Pound	SDG	565.10	565.25	443.10	445.40	0.03	-27.53	-26.88
Tanzania	Tanzanian Shilling	TZS	2,349.15	2,339.83	2,314.69	2,314.17	-0.40	-1.49	-1.51
Tunisia	Tunisian Dinar	TND	3.11	3.12	2.91	2.94	0.32	-7.03	-6.05
Uganda	Uganda Shilling	UGX	3,743.42	3,719.01	3,528.73	3,582.14	-0.66	-6.08	-4.50
Zambia	Zambian Kwacha	ZMK	20,580.00	20,239.00	17,675.00	17,713.00	-1.68	-16.44	-16.19
Zimbabwe	Zimbabwean Dollar	ZWD	912.14	892.29	115.90	126.90	-2.22	-687.00	-618.77
CFA zone Countries*	CFA Franc	XOF	614.60	614.85	587.44	589.57	0.04	-4.62	-4.24
<b>Selected Major Global Currencies</b>									
Europe	Euro	EUR	0.94	0.94	0.90	0.90	0.03	-4.62	-4.25
United Kingdom	British Pound	GBP	0.82	0.83	0.75	0.76	1.03	-9.69	-8.07
Japan	Japanese Yen	JPY	132.08	134.74	115.34	118.48	1.97	-14.51	-11.48
China	Chinese Yuan	CNY	6.89	6.91	6.33	6.36	0.39	-8.85	-8.28
Russia	Russian Ruble	RUB	77.13	75.90	87.25	102.54	-1.61	11.60	24.78

Sources: AfDB Statistics Department and Bloomberg