



AFRICAN DEVELOPMENT BANK GROUP

Weekly Data Flash on Covid-19 in Africa¹:

The situation as of Sunday, April 24, 2022

Statistics Department (ECST)

¹ This briefing note has been prepared by Roza Mamuye Bora, Senior Statistician; Anouar Chaouch, Statistician; Soumaila Karambiri, Statistical Assistant; Regis Hauhouot Stephane, Statistical Assistant and Desire Lakpa Guy, Statistical Assistant; and Robert Maate, Chief Statistician under the supervision of Louis Kouakou, Division Manager ECST.1

Contents

	Page
Highlights of the Covid-19 Situation in Africa as of April 24, 2022	1
Data Annexes: Africa	4
Highlights of the Covid-19 Situation in Central Africa as of April 24, 2022	6
Data Annexes: Central Africa	8
Highlights of the Covid-19 Situation in East Africa as of April 24, 2022	9
Data Annexes: East Africa	11
Highlights of the Covid-19 Situation in North Africa as of April 24, 2022	12
Data Annexes: North Africa	14
Highlights of the Covid-19 Situation in Southern Africa as of April 24, 2022	15
Data Annexes: Southern Africa	17
Highlights of the Covid-19 Situation in West Africa as of April 24, 2022	18
Data Annexes: West Africa	20

Highlights of the Covid-19 Situation in Africa for the Week Ending April 24, 2022

Vaccinations: Status Update

- In the week ending April 24, 2022, nearly 56.2 million new Covid-19 vaccinations were administered globally, leading to an accumulated total of over 11.5 billion since the start of the program. In terms of the geographical distribution, China accounts for 28.8% of the total number of Covid-19 vaccinations administered to date, followed by India at 16.2% and USA at 5.0%.
- The number of African countries with updated data on Covid-19 vaccinations stands at 51, of which only 10 released new data on vaccination in this week. As of April 24, 2022, a total of 471,960,601¹ vaccinations had been administered in Africa, which represents 4.1% of total global vaccinations. Egypt accounts for 17.0% of the vaccinations carried out in Africa to date, followed by Morocco (11.5%), South Africa (7.3%) and Nigeria (7.2%). As of April 24, 2022, 16.2% of Africa's population has completed² vaccination and 21.3% have received at least one dose of vaccine.

Covid-19 Testing in Africa

- As of Sunday, April 24, 2022, over 105.2 million tests for Covid-19 had been administered in Africa. Nine countries collectively account for 64.9% of the tests conducted in Africa as of April 24, 2022, namely, South Africa (23.1%), Morocco (10.9%), Egypt (5.9%), Rwanda (5.0%), Nigeria (4.8%), Ethiopia (4.5%), Tunisia (4.3%), Kenya (3.4%) and Zambia (3.2%).
- The average number of tests per 1 million people in Africa as of April 24, 2022, stands at 78,582. Botswana continues to lead on this indicator with 943,801 tests per 1 million people, followed by Eswatini (872,949), Cabo Verde (859,297), Gabon (715,487), South Africa (410,271) and Rwanda (404,048).

Confirmed, New and Active Global Covid-19 Cases

- Globally, the total number of confirmed Covid-19 cases since the start of the pandemic reached 509,538,175, of which 90.7% have recovered. The majority cases (37.1%) occurred in Europe, followed by Asia (28.9%), North America (19.2%), South America (11.1%) and Africa (2.2%).
- The number of new cases reported globally in the review week amounted to 4,954,400, indicating a 23.0% decline compared to the new cases recorded in the preceding week.

¹ The total vaccination figures indicate the total number of vaccines administered including both vaccinations completed and at least one dose.

² Completed vaccination refers to population that has taken the minimum required doses of vaccination depending on the type of vaccine.

- **The number of global deaths due to Covid-19 reached 6,218,019, of which 19,802 were recorded in the week ending April 24, 2022.** This was 9.1% lower than the number of deaths recorded in the previous week. The number of global active cases decreased by 1,998,962 cases in the week under review bringing the total, as of April 24, 2022, to 41,177,223.
- **Africa makes 2.2% of the total global cases, 4.1% of deaths, 2.3% of recovered cases and 1.1% of active cases as of April 24, 2022, as detailed below.**

Confirmed, New and Active Covid-19 Cases in Africa

- **As of April 24, 2022, the total number of confirmed cases in Africa reached 11,456,774³,** 65.1% of which were in six countries, namely South Africa (32.8%), Morocco (10.2%), Tunisia (9.1%), Egypt (4.5%), Libya (4.4%) and Ethiopia (4.1%). The five countries with the lowest total number of reported cases were São Tomé & Príncipe, Chad, Liberia, Sierra Leone and Comoros with cases ranging between 5,953 in São Tomé & Príncipe and 8,100 in Comoros. These five countries collectively account for 0.3% of the confirmed cases in Africa. Considering population size, Seychelles, Botswana, Cabo Verde, Tunisia and Libya are the five countries with the highest number of confirmed cases per million people with rates ranging from 423,126 in Seychelles to 71,285 in Libya.
- **In the week under review, a total of 25,909 new cases were reported in Africa,** which is 42.9% higher than the new cases recorded the previous week. These new cases in Africa account for 0.5% of the weekly new cases recorded globally. The Southern Africa region accounted for 90.3% of the weekly new cases in Africa, followed by North Africa (4.7%), East Africa (3.7%), West Africa (1.3%) and Central Africa (0.1%).
- **The total number of active cases in Africa increased by 14,007 cases to a total of 457,578 in the week under review.** Currently, five countries collectively account for 62.3% of the active cases in Africa, namely Rwanda (18.1%), Algeria (17.6%), Uganda (13.2%), Egypt (5.8%) and the Democratic Republic of Congo (7.6%).
- **From a regional perspective, all the regions, except Central and Southern Africa, recorded declines in active cases, at varying degrees, during the week.**

Deaths and the Case Fatality Rates in Africa

- **As of April 24, 2022, a total of 252,768 deaths had been reported in Africa since the start of the pandemic,** of which 50.5% were in Southern Africa, 33.0% in North Africa, 10.3% in East Africa, 4.4% in West Africa and 1.8% in Central Africa. The five countries with the highest number of reported deaths due to Covid-19 since the start of the pandemic are South Africa, Tunisia, Egypt, Morocco and Ethiopia, ranging between 100,303 in South Africa and 7,510 in

³ Comoros, Egypt, Libya, Botswana, Burkina Faso and Sierra Leone have not released new data for this week. Central African Republic, Cameroon, DRC, Congo Rep., Lesotho and Benin have not released new data for at least two consecutive weeks.

Ethiopia. A total of 216 new deaths were reported in Africa in the week under review, which is a decline of 15.3% compared to the preceding week.

- **The case fatality rate (CFR), i.e. deaths per confirmed cases for Africa, stands at 2.2%, which is higher than the global CFR rate of 1.2%.** Regionally, West Africa has the lowest CFR at 1.3%, followed by Central Africa at 1.4%, East Africa at 1.9%, Southern Africa and North Africa at 2.4%. As of April 24, 2022, sixteen African countries recorded CFRs higher than the African average with the highest in Sudan at 7.9%, followed by Somalia (5.1%), Egypt (4.8%), Liberia (4.0%), Niger (3.5%), Malawi (3.1%), The Gambia (3.0%), Mauritius (2.6%), Tunisia (2.7%), South Africa (2.7%), Chad (2.6%), Algeria (2.6%), Namibia (2.5%), Mali (2.4%), Tanzania (2.4%) and Senegal (2.3%).

Recovery Rates in Africa

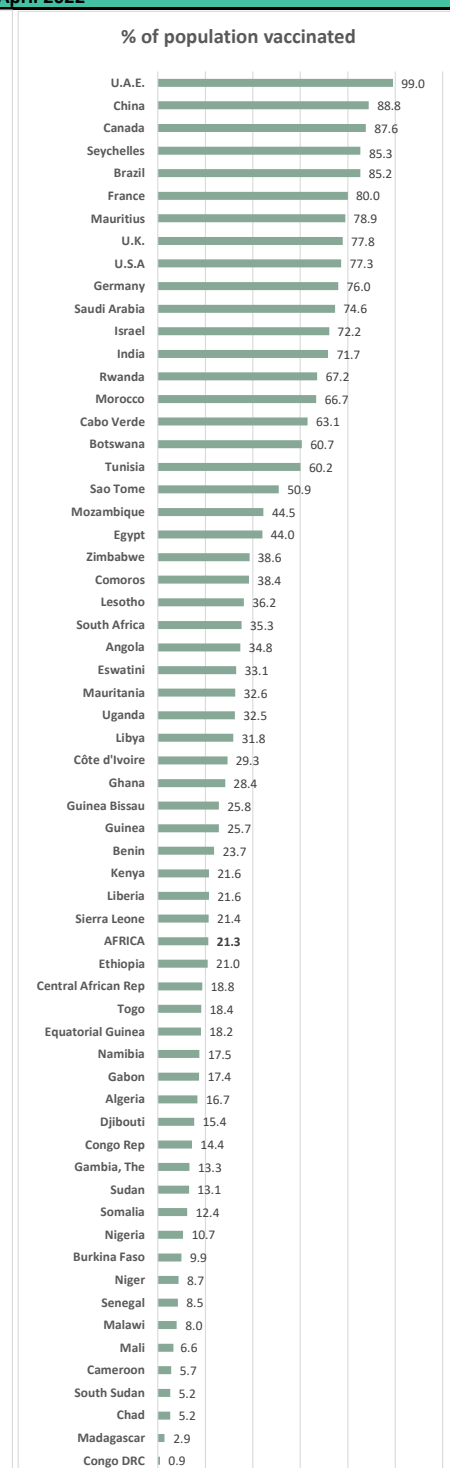
- **As of April 24, 2022, the number of recovered cases in Africa reached 10,656,294, representing 93.0% of its total confirmed cases⁴.** Regionally, the recovery rates stand at 97.9% for West Africa, 96.8% for Southern Africa, 93.4% for North Africa, 83.3% for Central Africa and 76.0% for East Africa. In the week under review, a total of 11,673 newly recovered cases were reported in Africa.

⁴ Burundi has not been publishing new data on recovered cases and deaths since 6 January 21. Tanzania is not currently reporting on recovered cases. Additionally, Liberia, Benin, Rwanda, Sudan, Tanzania, Somalia, Cameroon, CAR, Chad and DRC have not reported recovered cases for more than three weeks.

Status of Vaccinations Administered in Africa and Selected Global Countries for the Week Ending 24 April 2022

	Vaccinations					
	Total	% of population	% of population	New	New	Weekly
	vaccinations	vaccinated (at	vaccinated	vaccinations	vaccinations	
		least one dose)	completed (2	for the week	for the week	change
			doses)*	24 Apr.	17 Apr.	
World	11,544,346,261	47.6	42.7	56,186,133	78,532,795	-22,346,662
AFRICA	471,960,601	21.3	16.2	732,641	10,366,019	-9,633,378
Algeria	13,704,895	16.7	13.7	0	0	0
Angola	18,756,893	34.8	18.1	0	1,221,482	-1,221,482
Benin	3,333,450	23.7	19.5	0	0	0
Botswana	2,517,260	60.7	53.9	0	0	0
Burkina Faso	3,320,425	9.9	5.5	0	0	0
Cabo Verde	728,077	63.1	54.6	0	0	0
Cameroon	1,820,196	5.7	4.4	0	261,528	-261,528
Central African Rep	1,821,498	18.8	18.3	0	0	0
Chad	2,291,152	5.2	4.5	0	0	0
Comoros	637,961	38.4	33.4	0	0	0
Congo DRC	881,240	0.9	0.6	0	0	0
Congo Rep	1,496,858	14.4	12.0	0	0	0
Côte d'Ivoire	11,872,480	29.3	19.9	0	1,507,992	-1,507,992
Djibouti	174,640	15.4	11.4	2,274	2,047	227
Egypt	80,130,948	44.0	32.1	0	2,152,063	-2,152,063
Equatorial Guinea	476,752	18.2	14.7	3,343	0	3,343
Eswatini	509,424	33.1	27.2	0	0	0
Ethiopia	29,411,822	21.0	18.1	0	38,344	-38,344
Gabon	650,502	17.4	11.1	0	0	0
Gambia, The	363,353	13.3	12.8	0	0	0
Ghana	14,228,848	28.4	16.0	0	0	0
Guinea	5,952,680	25.7	18.4	0	0	0
Guinea Bissau	562,620	25.8	16.9	0	0	0
Kenya	17,826,600	21.6	15.3	31,697	60,528	-28,831
Lesotho	926,760	36.2	33.7	0	0	0
Liberia	2,201,300	21.6	20.9	0	0	0
Libya	3,451,352	31.8	16.4	6,706	8,298	-1,592
Madagascar	2,236,368	2.9	2.7	0	0	0
Malawi	1,993,981	8.0	4.4	0	0	0
Mali	1,941,434	6.6	4.9	0	67,819	-67,819
Mauritania	2,663,719	32.6	22.3	0	0	0
Mauritius	2,567,436	78.9	76.2	0	0	0
Morocco	54,379,321	66.7	62.6	16,869	54,140	-37,271
Mozambique	27,843,440	44.5	41.1	0	0	0
Namibia	839,674	17.5	14.9	0	0	0
Niger	3,726,602	8.7	6.2	0	0	0
Nigeria	33,932,163	10.7	6.3	0	2,540,431	-2,540,431
Rwanda	20,141,669	67.2	61.4	0	0	0
Sao Tome	208,657	50.9	38.9	0	0	0
Senegal	2,496,373	8.5	6.0	0	0	0
Seychelles	199,850	85.3	81.0	0	0	0
Sierra Leone	2,868,978	21.4	13.8	0	0	0
Somalia	2,511,394	12.4	8.5	0	34,199	-34,199
South Africa	34,526,599	35.3	30.4	171,785	236,490	-64,705
South Sudan	645,347	5.2	4.9	0	70,290	-70,290
Sudan	7,037,185	13.1	8.0	275,289	0	275,289
Togo	2,757,575	18.4	18.4	0	0	0
Tunisia	13,073,517	60.2	53.2	14,896	0	14,896
Uganda	19,399,787	32.5	21.5	0	1,793,842	-1,793,842
Zambia	3,714,453	12.6	11.2	112,838	93,160	19,678
Zimbabwe	10,205,093	38.6	24.1	96,944	223,366	-126,422
Americas						
Brazil	426,445,178	85.2	76.3	2,850,593	3,925,509	-1,074,916
Canada	83,459,671	87.6	82.1	508,884	465,789	43,095
U.S.A	571,681,114	77.3	65.9	3,818,502	3,245,856	572,646
Asia						
China	3,322,488,000	88.8	86.3	13,872,000	15,353,684	-1,481,684
India	1,874,684,548	71.7	60.8	10,471,383	8,090,735	2,380,648
Europe						
France	155,294,157	80.0	77.7	0	109,829	-109,829
Germany	172,624,102	76.0	75.4	128,923	121,037	7,886
Israel	18,122,233	72.2	66.0	5,752	26,728	-20,976
U.K.	141,874,281	77.8	72.8	274,402	278,410	-4,008
Middle East						
Saudi Arabia	64,037,629	74.6	69.9	73,174	691,097	-617,923
U.A.E.	24,679,078	99.0	96.6	37,966	45,467	-7,501

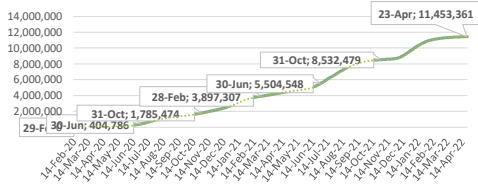
*: % of population vaccinated completed: Indicates the population that has taken the minimum required doses to complete vaccination depending on the type of vaccine



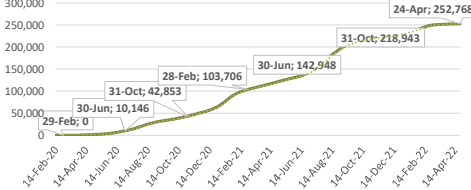
Summary of COVID-19 tracking in Africa: Situation for the week ending 24 April 2022

	Date of first case	Cases				Deaths				Recovered				Active				Test	
		Total cases	New cases for the week of	New cases for the week of	Weekly change from Previous week	Total deaths	New deaths for the week of	New deaths for the week of	Weekly change from Previous week	Total Recovered	New recovered for the week of	New recovered for the week of	Weekly change from Previous week	Active cases	New active for the week of	New active for the week of	Weekly change from Previous week	Total tests	Tests Per million People
		24 Apr.	17 Apr.	10 Apr.	3 Apr.	24 Apr.	17 Apr.	10 Apr.	3 Apr.	24 Apr.	17 Apr.	10 Apr.	3 Apr.	24 Apr.	17 Apr.	10 Apr.	3 Apr.	24 Apr.	17 Apr.
World	31-Dec-19	509,538,175	4,954,400	6,430,852	-1,476,452	6,218,019	19,802	21,796	-1,994	462,142,933	6,933,560	7,960,582	-1,027,022	41,177,223	-1,998,962	32,626,617	-34,625,579	6,254,969,202	802,454
Africa	14-Feb-20	11,456,774	25,909	18,132	7,777	252,768	216	255	-39	10,656,294	11,673	15,498	-3,825	457,578	14,007	16,811	-2,804	105,207,088	78,582
Central Africa	6-Mar-20	316,431	22	314	-292	4,441	1	0	1	263,612	3	11	-8	48,378	18	13,217	-13,199	6,256,698	42,705
East Africa	13-Mar-20	1,342,155	950	1,117	-167	26,080	9	11	-2	1,020,306	2,022	639	1,383	205,635	-1,094	68,916	-70,010	19,840,203	52,838
North Africa	14-Feb-20	3,546,189	1,213	5,128	-3,915	83,497	27	165	-138	3,311,193	1,941	2,390	-449	151,499	-755	-29,089	28,334	25,667,088	124,335
Southern Africa	5-Mar-20	5,415,030	23,391	11,211	12,180	127,740	170	75	95	5,241,614	7,235	11,985	-4,750	45,676	15,986	-24,246	40,232	38,862,675	182,296
West Africa	28-Feb-20	836,969	333	362	-29	11,010	9	4	5	819,569	472	473	-1	6,390	-148	-11,987	11,839	14,580,424	36,708

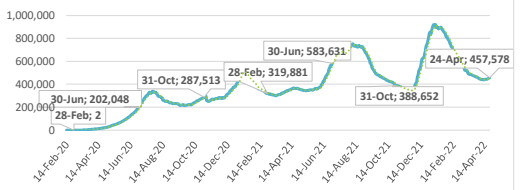
Africa: Total Cases



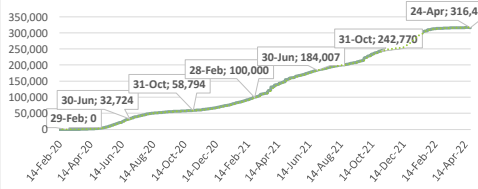
Africa: Total Deaths



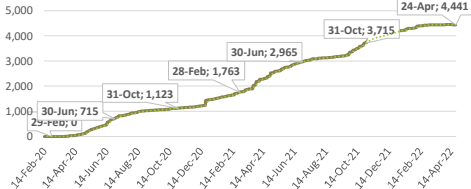
Africa: Total Active Cases



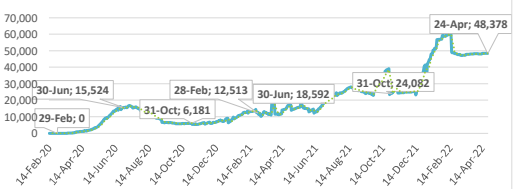
Central Africa: Total Cases



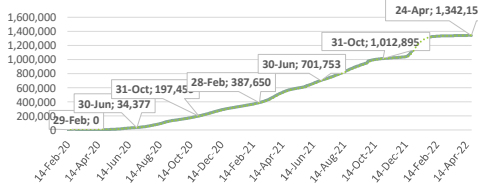
Central Africa: Total Deaths



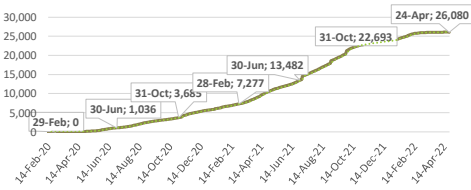
Central Africa: Total Active Cases



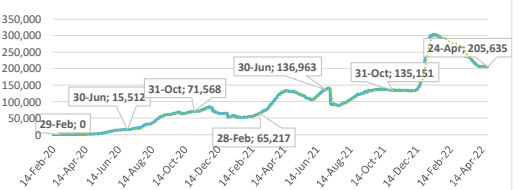
East Africa: Total Cases



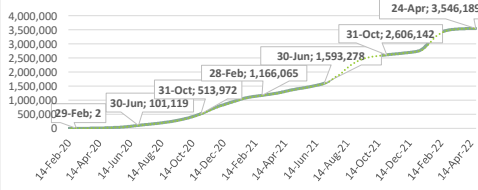
East Africa: Total Deaths



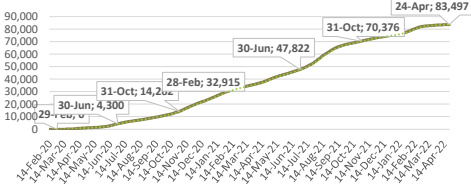
East Africa: Total Active Cases



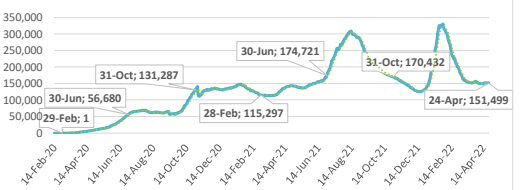
North Africa: Total Cases



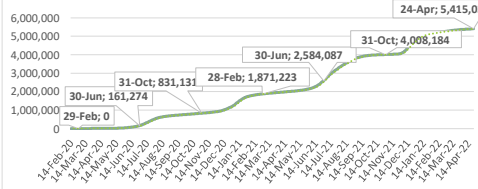
North Africa: Total Deaths



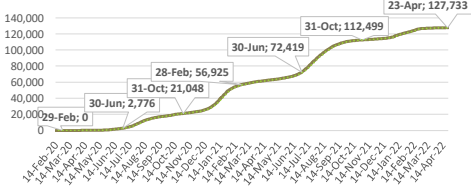
North Africa: Total Active Cases



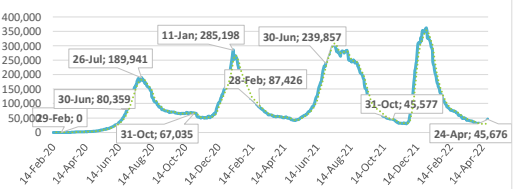
Southern Africa: Total Cases



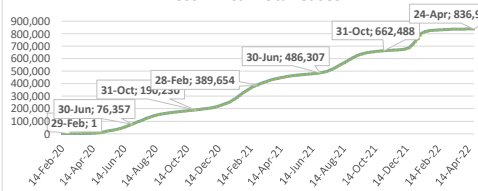
Southern Africa: Total Deaths



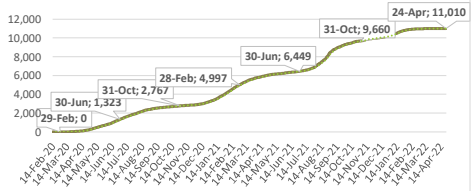
Southern Africa: Total Active Cases



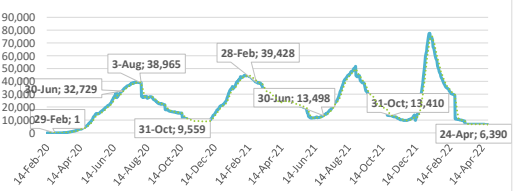
West Africa: Total Cases



West Africa: Total Deaths



West Africa: Total Active Cases



..... 7-day moving average

Central Africa

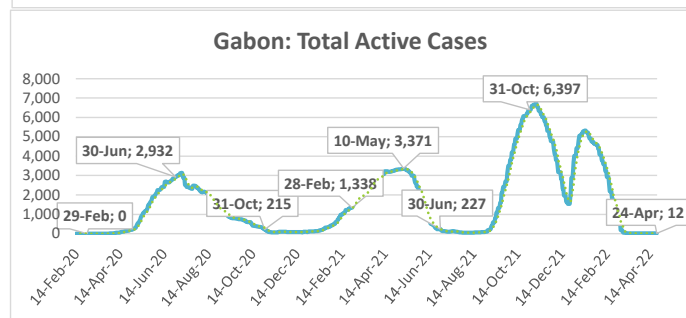
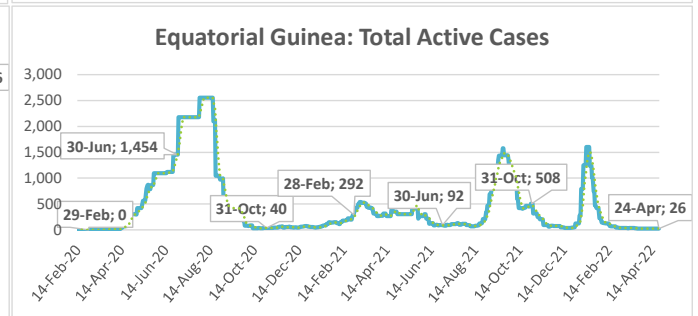
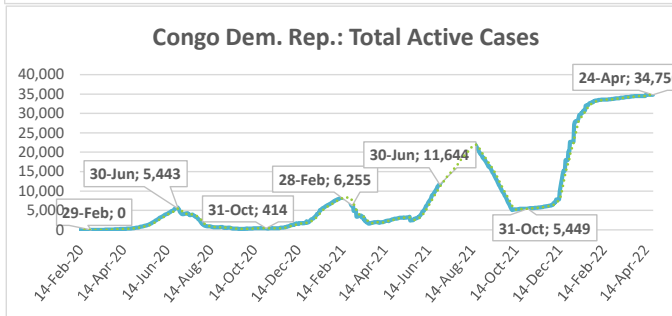
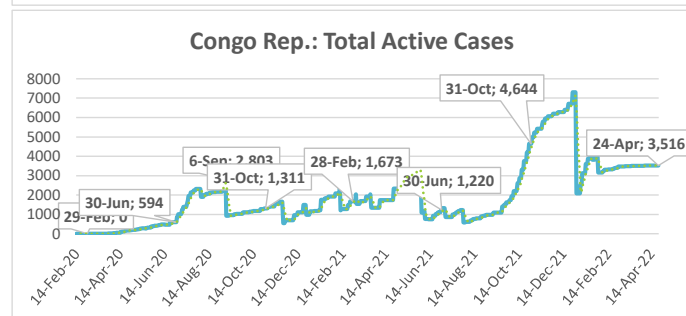
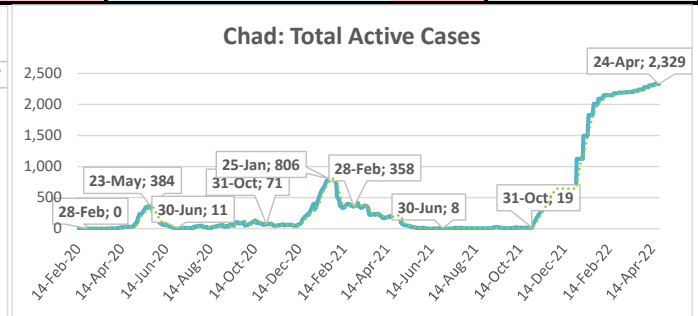
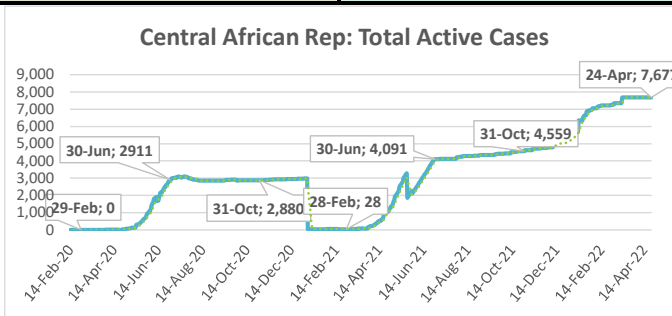
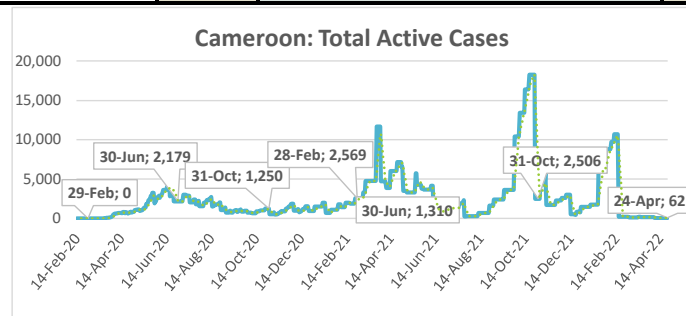
Highlights of the Covid-19 Situation in Central Africa for the Week Ending April 24, 2022

- **As of Sunday, April 24, 2022, the number of reported total cases in the Central Africa region reached 316,431.** Total number of Covid-19 tests conducted and tests per 1 million people, in the region, stand at 6,256,698 and 42,705 respectively. The region reported 22 new cases during the week, which was 93.0¹ percent lower compared to the preceding week. The total number of deaths reported since the start of the pandemic reached 4,441, of which one (1) is new death reported during the week. The number of total recovered cases reached 263,612, of which 3 were newly recovered cases recorded during the week. The total number of active cases stands at 48,378, indicating an increase of 18 cases during the week. The weekly increase in the number of active cases in the region is mainly attributable to Chad.
- **Cameroon accounted for 37.9% of the total cases reported in the region since the start of the pandemic, while Chad accounted for 81.8% of the new cases reported during the week.** The lowest number of total cases in the region, since the start of the pandemic, was recorded in Chad at 7,396.
- **The average case fatality rate (CFR) based on cumulative total cases and deaths as of April 24, 2022, for the region, stands at 1.4%. The highest CFR in the region was reported in Chad at 2.6% and the lowest in Gabon at 0.6%.**

¹ This change is significant because only three countries Chad, Equatorial Guinea and Gabon released new data for this week.

Summary of COVID-19 tracking in Central Africa: Situation for the week ending 24 April 2022

	Date of first case	Cases				Deaths				Recovered				Active				Test	
		Total cases	New cases for the week of	New cases for the week of	Weekly change	Total deaths	New deaths for the week of	New deaths for the week of	Weekly change from Previous week	Total Recovered	New recovered for the week of	New recovered for the week of	Weekly change from Previous week	Active cases	New active for the week of	New active for the week of	Weekly change from Previous week	Total tests	Tests Per million People
			24 Apr.	17 Apr.			24 Apr.	17 Apr.			24 Apr.	17 Apr.			24 Apr.	17 Apr.			
Central Africa	6-Mar-20	316,431	22	314	-292	4,441	1	0	1	263,612	3	11	-8	48,378	18	13,217	-13,199	6,256,698	42,705
Cameroon	6-Mar-20	119,780	0	0	0	1,927	0	0	0	117,791	0	0	0	62	0	-16,357	16,357	2,664,515	100,374
Central African Rep.	15-Mar-20	14,649	0	0	0	113	0	0	0	6,859	0	0	0	7,677	0	3,167	-3,167	89,503	18,532
Chad	19-Mar-20	7,396	18	31	-13	193	1	0	1	4,874	0	0	0	2,329	17	2,262	-2,245	213,179	12,978
Congo Rep.	15-Mar-20	24,079	0	0	0	385	0	0	0	20,178	0	0	0	3,516	0	645	-645	388,006	70,315
Congo Dem. Rep.	10-Mar-20	87,023	0	275	-275	1,337	0	0	0	50,930	0	0	0	34,756	0	29,231	-29,231	998,040	11,144
Equatorial Guinea	14-Mar-20	15,907	1	2	-1	183	0	0	0	15,698	1	1	0	26	0	-396	396	310,972	221,650
Gabon	12-Mar-20	47,597	3	6	-3	303	0	0	0	47,282	2	10	-8	12	1	-5,335	5,336	1,592,483	715,487



.....: 7-day moving average

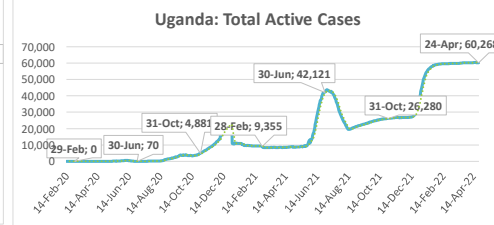
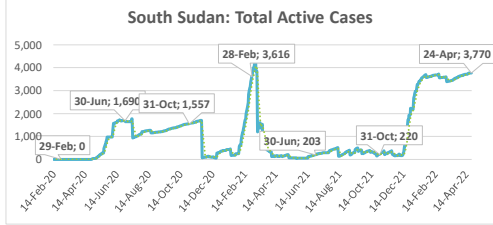
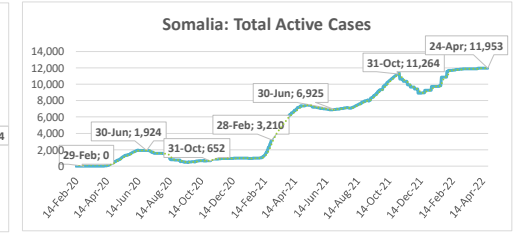
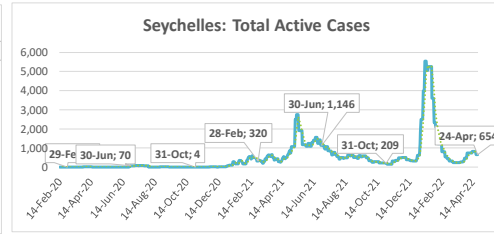
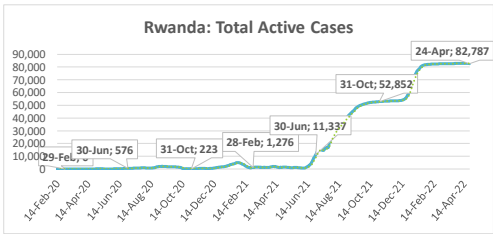
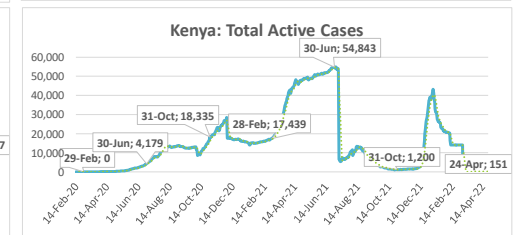
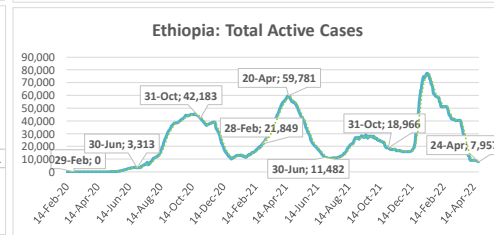
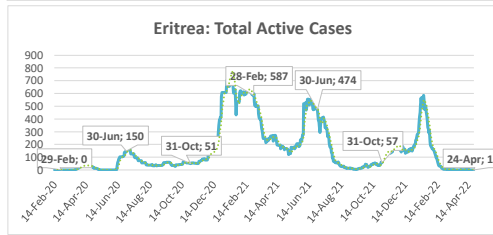
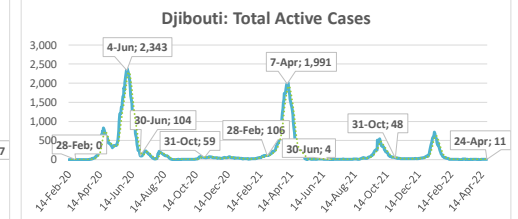
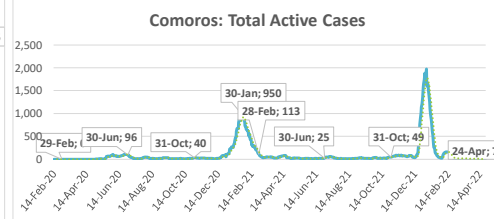
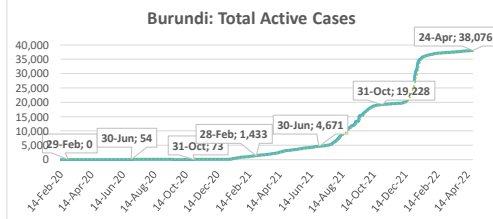
East Africa

Highlights of the Covid-19 Situation in East Africa for the Week Ending April 24, 2022

- **As of Sunday, April 24, 2022, the number of total cases in the East Africa region reached 1,342,155.** Total number of Covid-19 tests conducted and tests per 1 million people, in the region, stand at 19,840,203 and 52,838 respectively. The region reported 950 new cases in the week, which is a 15.0% decline compared to the preceding week. The total number of deaths reported reached 26,080, of which 9 were new deaths during the week. The number of total recovered cases reached 1,020,306¹, of which 2,022 were newly recovered cases during the week. The total number of active cases stands at 205,635, indicating a decline of 1,094 cases in the week. The weekly increase in the number of active cases in the region is mainly attributable to Ethiopia.
- **Ethiopia accounted for 35.1% of the total cases reported in the region since the start of the pandemic, while Seychelles accounted for 44.1% of the new cases reported in the region during the week.** The lowest number of total cases in the region, since the start of the pandemic, was recorded in Comoros at 8,100 of which 97.9% are reported to have recovered.
- **The average case fatality rate (CFR) based on cumulative total cases and deaths as of April 24, 2022, for the region, stands at 1.9%. The highest CFR in the region was reported in Sudan at 7.9% and the lowest in Seychelles at 0.4%.**

¹ Burundi has not been publishing new data on recovered cases and deaths since 6 January 21, hence is excluded from CFR comparison. Sudan and Tanzania are not releasing data on recovered cases.

Summary of COVID-19 tracking in East Africa: Situation for the week ending 24 April 2022																			
	Date of first case	Cases				Deaths				Recovered				Active				Test	
		Total cases	New cases for the week of	New cases for the week of	Weekly change	Total deaths	New deaths for the week of	New deaths for the week of	Weekly change from Previous week	Total Recovered	New recovered for the week of	New recovered for the week of	Weekly change from Previous week	Active cases	New active for the week of	New active for the week of	Weekly change from Previous week	Total tests	Tests Per million People
24 Apr.	17 Apr.	24 Apr.	17 Apr.	24 Apr.	17 Apr.	24 Apr.	17 Apr.												
East Africa	13-Mar-20	1,342,155	950	1,117	-167	26,080	9	11	-2	1,020,306	2,022	639	1,383	205,635	-1,094	68,916	-70,010	19,840,203	52,838
Burundi	31-Mar-20	38,887	147	75	72	38	0	0	0	773	0	0	0	38,076	147	19,005	-18,858	1,493,032	125,562
Comoros	2-May-20	8,100	0	1	-1	160	0	0	0	7,933	0	4	-4	7	0	-13	13	6,227	7,161
Djibouti	18-Mar-20	15,611	13	4	9	189	0	0	0	15,411	7	3	4	11	6	-152	158	303,924	307,615
Eritrea	21-Mar-20	9,734	1	2	-1	103	0	0	0	9,630	1	4	-3	1	0	-49	49	23,693	6,681
Ethiopia	13-Mar-20	470,434	161	223	-62	7,510	1	0	-1	454,967	1,331	66	1,265	7,957	-1,171	-15,097	13,926	4,765,964	41,456
Kenya	13-Mar-20	323,709	95	73	22	5,649	0	1	-1	317,909	98	36	62	151	-3	-1,438	1,435	3,584,170	66,656
Rwanda	14-Mar-20	129,767	9	8	-1	1,458	0	0	0	45,522	0	0	0	82,787	9	30,444	-30,435	5,233,320	404,048
Seychelles	15-Mar-20	42,079	419	601	-182	165	1	0	-1	41,260	585	519	66	654	-167	455	-622	21,504	218,654
Somalia	16-Mar-20	26,485	14	0	14	1,350	0	0	0	13,182	0	0	0	11,953	14	1,407	-1,393	400,466	25,197
South Sudan	5-Apr-20	17,422	53	36	17	138	0	0	0	13,514	0	0	0	3,770	53	3,353	-3,300	376,391	33,625
Sudan	13-Mar-20	61,994	7	0	7	4,921	7	7	0	---	---	---	---	0	0	-3,575	3,575	562,941	12,838
Tanzania	16-Mar-20	33,864	13	36	-23	803	0	3	-3	---	---	---	---	---	---	---	---	455,776	7,630
Uganda	21-Mar-20	164,069	18	58	-40	3,596	0	0	0	100,205	0	7	-7	60,268	18	34,576	-34,558	2,612,795	57,122



.....: 7-day moving average

North Africa

Highlights of the Covid-19 Situation in North Africa for the Week Ending April 24, 2022

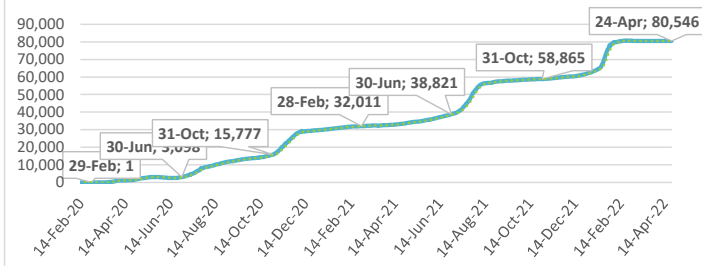
- **As of Sunday, April 24, 2022, the number of total cases in the North Africa region reached 3,546,189.** Total number of Covid-19 tests conducted and tests per 1 million people, in the region, stand at 25,667,088 and 124,335 respectively. The region reported 1,213 new cases in the week, which is a 76.3%¹ decline compared to the preceding week. The total number of deaths reported reached 83,497, of which 27 were new deaths during the week. The number of total recovered cases reached 3,311,193, of which 1,941 were newly recovered cases during the week. The total number of active cases stands at 151,499, indicating a decline of 755 cases during the week. The weekly decline in the number of active cases in the region is mainly attributable to Tunisia followed by Morocco.
- **Morocco accounted for 32.8% of the total cases reported in the region since the start of the pandemic, while Tunisia accounted for 71.2% of the new cases in the region during the week.** The lowest number of total cases in the region, since the start of the pandemic, was recorded in Mauritania at 58,683 of which 98.3% are reported to have recovered.
- **The average case fatality rate (CFR) based on cumulative total cases and deaths as of April 24, 2022, for the region, stands at 2.4%. The highest CFR in the region was recorded in Egypt at 4.8% and the lowest in Libya at 1.3%.**

¹ The change is partially explained by Egypt not releasing new data for this week.

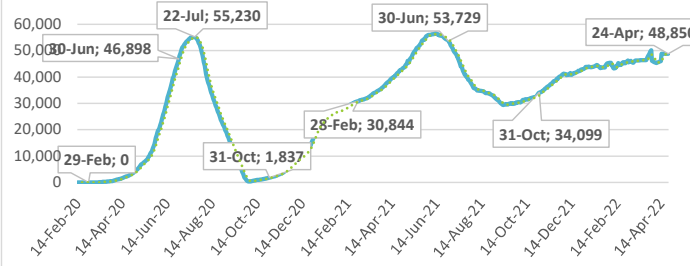
Summary of COVID-19 tracking in North Africa: Situation for the week ending 24 April 2022

	Date of first case	Cases				Deaths				Recovered				Active				Test	
		Total cases	New cases for the week of	New cases for the week of	Weekly change	Total deaths	New deaths for the week of	New deaths for the week of	Weekly change from Previous week	Total Recovered	New recovered for the week of	New recovered for the week of	Weekly change from Previous week	Active cases	New active for the week of	New active for the week of	Weekly change from Previous week	Total tests	Tests Per million People
			24 Apr.	17 Apr.			24 Apr.	17 Apr.			24 Apr.	17 Apr.			24 Apr.	17 Apr.			
North Africa	14-Feb-20	3,546,189	1,213	5,128	-3,915	83,497	27	165	-138	3,311,193	1,941	2,390	-449	151,499	-755	-29,089	28,334	25,667,088	124,335
Algeria	26-Feb-20	265,767	28	15	13	6,875	1	0	1	178,346	11	14	-3	80,546	16	21,873	-21,857	230,861	5,265
Egypt	14-Feb-20	515,645	0	3,420	-3,420	24,613	0	79	-79	442,182	0	0	0	48,850	0	13,866	-13,866	6,122,287	59,826
Libya	25-Mar-20	501,862	0	28	-28	6,429	0	0	0	490,900	0	63	-63	4,533	0	-61,007	61,007	2,578,474	375,253
Mauritania	14-Mar-20	58,683	2	4	-2	982	0	0	0	57,693	4	5	-1	8	-2	-432	430	799,783	172,009
Morocco	5-Mar-20	1,164,700	319	351	-32	16,065	2	2	0	1,148,225	551	494	57	410	-234	-5,171	4,937	11,372,286	308,104
Tunisia	5-Mar-20	1,039,532	864	1,310	-446	28,533	24	84	-60	993,847	1,375	1,814	-439	17,152	-535	1,782	-2,317	4,563,397	386,119

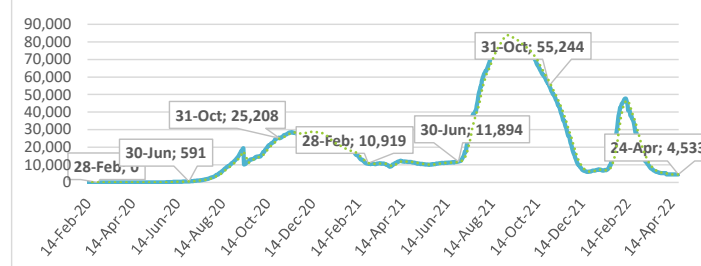
Algeria: Total Active Cases



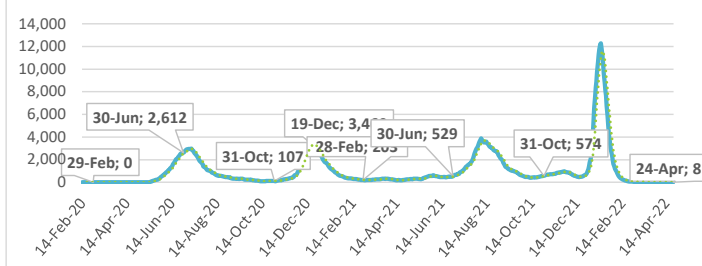
Egypt: Total Active Cases



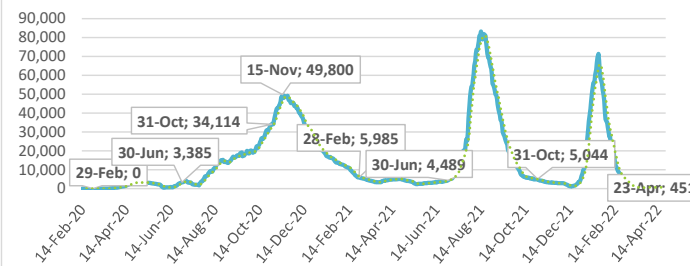
Libya: Total Active Cases



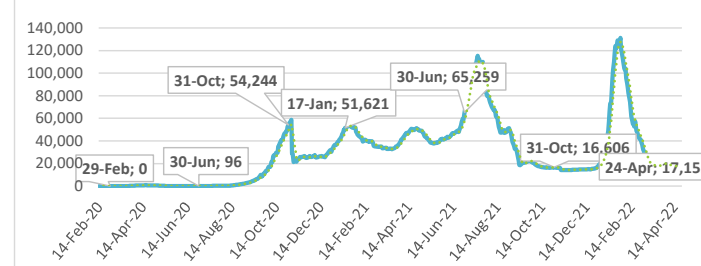
Mauritania: Total Active Cases



Morocco: Total Active Cases



Tunisia: Total Active Cases



.....: 7-day moving average

Southern Africa

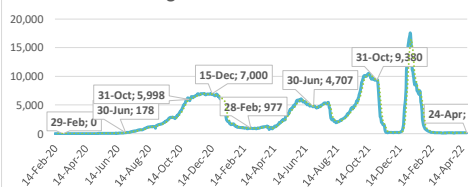
Highlights of the Covid-19 Situation in Southern Africa for the Week Ending April 24, 2022

- **As of Sunday, April 24, 2022, the number of total cases in the Southern Africa region reached 5,415,030.** Total number of Covid-19 tests conducted and tests per 1 million people, in the region, stand at 38,862,675 and 182,296 respectively. The region reported 23,391 new cases in the week, which is more than double compared to the preceding week. The total number of deaths reported reached 127,740, of which 170 were new deaths during the week. The total number of recovered cases reached 5,241,614, of which 7,235 were newly recovered cases during the week. The total number of active cases stands at 45,676, indicating an increase of 15,986 cases in the week. The weekly increase in the number of active cases in the region is mainly attributable to South Africa.
- **South Africa accounted for 69.5% of the total cases reported in the region since the start of the pandemic and 92.7% of the new cases in the region during the week.** The lowest number of total cases in the region, since the start of the pandemic, was recorded in São Tomé & Príncipe at 5,953 of which 98.7% are reported to have recovered.
- **The average case fatality rate (CFR) based on cumulative total cases and deaths as of April 24, 2022, for the region, stands at 2.4%. The highest CFR in the region was reported in Malawi at 3.1% and the lowest in Botswana at 0.9%.**

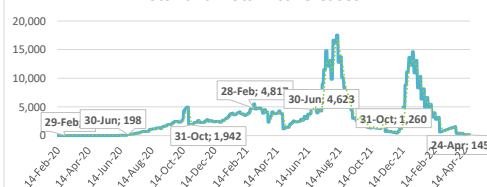
Summary of COVID-19 tracking in Southern Africa: Situation for the week ending 24 April 2022

	Date of first case	Cases				Deaths				Recovered				Active				Test	
		Total cases	New cases for the week of	New cases for the week of	Weekly change	Total deaths	New deaths for the week of	New deaths for the week of	Weekly change from Previous week	Total Recovered	New recovered for the week of	New recovered for the week of	Weekly change from Previous week	Active cases	New active for the week of	New active for the week of	Weekly change from Previous week	Total tests	Tests Per million People
		24 Apr.	17 Apr.	10 Apr.	3 Apr.	24 Apr.	17 Apr.	10 Apr.	3 Apr.	24 Apr.	17 Apr.	10 Apr.	3 Apr.	24 Apr.	17 Apr.	10 Apr.	3 Apr.	24 Apr.	17 Apr.
Southern Africa	5-Mar-20	5,415,030	23,391	11,211	12,180	127,740	170	75	95	5,241,614	7,235	11,985	-4,750	45,676	15,986	-24,246	40,232	38,862,675	182,296
Angola	27-Mar-20	99,287	93	0	93	1,900	0	0	0	97,242	93	0	93	145	0	-10,407	10,407	1,499,795	45,633
Botswana	16-Mar-20	305,859	0	333	-333	2,688	0	2	-2	303,026	0	550	-550	145	0	-982	982	2,219,469	943,801
Eswatini	14-Mar-20	70,294	192	134	58	1,397	2	0	2	68,788	125	176	-51	109	65	-132	197	1,012,764	872,949
Lesotho	13-May-20	32,910	0	0	0	697	0	0	0	24,155	0	0	0	8,058	0	-820	820	442,447	206,534
Madagascar	20-Mar-20	64,152	31	32	-1	1,391	0	1	-1	59,370	0	15	-15	3,391	31	2,008	-1,977	422,372	15,253
Malawi	2-Apr-20	85,747	19	25	-6	2,633	2	3	-1	81,938	23	530	-507	1,176	-6	-909	903	571,585	29,879
Mauritius	18-Mar-20	37,656	305	248	57	990	0	5	-5	35,656	458	451	7	1,010	-153	-1,491	1,338	359,627	282,777
Mozambique	27-Mar-20	225,365	36	36	0	2,201	1	0	1	223,104	33	24	9	60	2	-943	943	1,310,132	41,917
Namibia	14-Mar-20	158,358	284	178	106	4,025	3	1	2	153,662	0	593	-593	671	281	-104	385	1,001,841	394,285
São Tomé & Príncipe	6-Apr-20	5,953	5	0	5	73	0	0	0	5,875	3	0	3	5	2	-506	508	40,195	183,406
South Africa	5-Mar-20	3,762,911	21,681	9,155	12,526	100,303	156	51	105	3,633,297	5,703	8,283	-2,580	29,311	15,822	-10,320	26,142	24,332,659	410,271
Zambia	18-Mar-20	318,984	469	765	-296	3,274	1	6	-5	314,075	383	690	-307	935	85	585	-500	3,408,441	185,403
Zimbabwe	25-Mar-20	247,554	276	305	-29	5,468	5	6	-1	241,426	414	673	-259	660	-143	-225	82	2,241,348	150,801

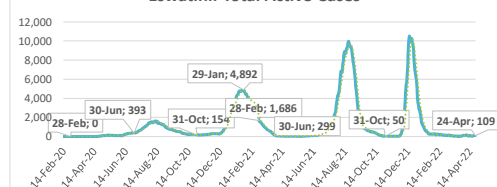
Angola: Total Active Cases



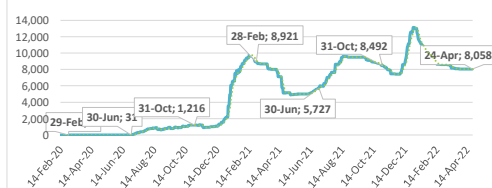
Botswana: Total Active Cases



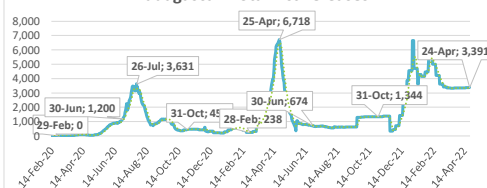
Eswatini: Total Active Cases



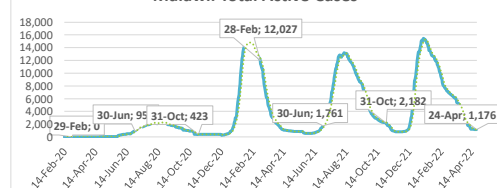
Lesotho: Total Active Cases



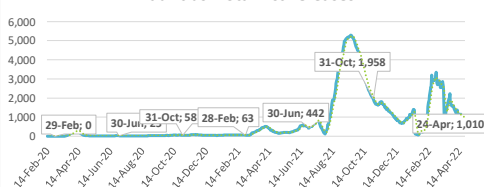
Madagascar: Total Active Cases



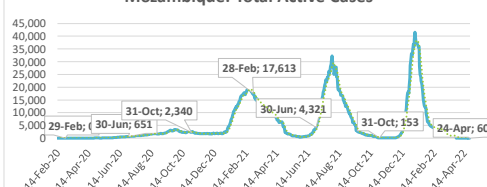
Malawi: Total Active Cases



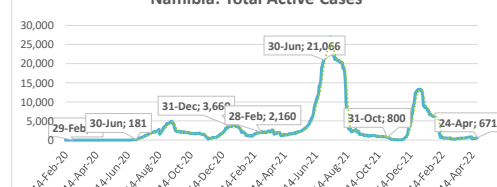
Mauritius: Total Active Cases



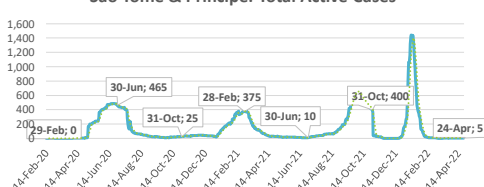
Mozambique: Total Active Cases



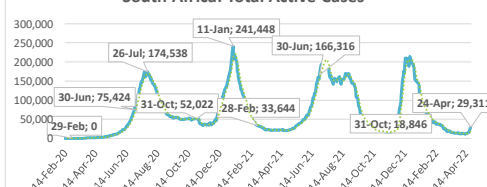
Namibia: Total Active Cases



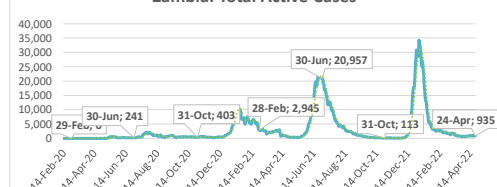
São Tomé & Príncipe: Total Active Cases



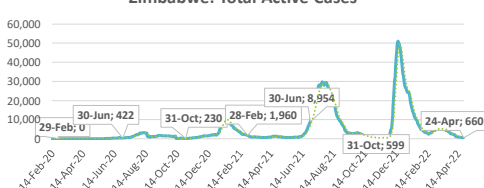
South Africa: Total Active Cases



Zambia: Total Active Cases



Zimbabwe: Total Active Cases



.....: 7-day moving average

West Africa

Highlights of the Covid-19 Situation in West Africa for the Week Ending April 24, 2022

- **As of Sunday, April 24, 2022, the number of total cases in the West Africa region reached 836,969.** Total number of Covid-19 tests conducted and tests per 1 million people, in the region, stand at 14,580,424 and 36,708 respectively. The region reported 333 new cases during the week, which is an 8.0% decline compared to the new cases reported in the preceding week. The total number of deaths reported reached 11,010, of which 9 were new deaths during the week. The number of total recovered cases reached 819,569, of which 472 were newly recovered cases during the week. The total number of active cases stands at 6,390, indicating a decline of 148 cases in the week. The weekly decline in the number of active cases in the region is mainly attributable to Guinea-Bissau.
- **Nigeria accounted for 30.5% of the total cases reported in the region since the start of the pandemic, while Mali accounted for 24.6% of the new cases in the region during the week.** The lowest number of total cases in the region, since the start of the pandemic, was recorded in Liberia at 7,432.
- **The average case fatality rate (CFR) based on cumulative total cases and deaths as of April 24, 2022, for the region, stands at 1.3%. The highest CFR in the region was reported in Liberia at 4.0% and the lowest in Benin at 0.6%.**

Summary of COVID-19 tracking in West Africa: Situation for the week ending 24 April 2022

	Date of first case	Cases				Deaths				Recovered				Active				Test	
		Total cases	New cases for the week of	New cases for the week of	Weekly change	Total deaths	New deaths for the week of	New deaths for the week of	Weekly change from Previous week	Total Recovered	New recovered for the week of	New recovered for the week of	Weekly change from Previous week	Active cases	New active for the week of	New active for the week of	Weekly change from Previous week	Total tests	Tests Per million People
			24 Apr.	17 Apr.			24 Apr.	17 Apr.			24 Apr.	17 Apr.			24 Apr.	17 Apr.			
West Africa	28-Feb-20	836,969	333	362	-29	11,010	9	4	-5	819,569	472	473	-1	6,390	-148	-11,987	11,839	14,580,424	36,708
Benin	16-Mar-20	26,952	0	0	0	163	0	0	0	25,506	0	0	0	1,283	0	855	-855	604,310	49,847
Burkina Faso	9-Mar-20	20,865	0	7	-7	383	0	1	-1	20,450	0	6	-6	32	0	-335	335	324,773	15,537
Cabo Verde	20-Mar-20	56,004	14	18	-4	401	0	0	0	55,538	15	19	-4	65	-1	-345	344	477,758	859,297
Côte d'Ivoire	11-Mar-20	81,887	30	29	1	799	2	1	1	81,061	38	38	0	27	-10	-862	852	1,494,624	56,661
Gambia, The	18-Mar-20	11,995	1	4	-3	365	0	0	0	11,591	0	0	0	39	1	27	-26	155,686	64,422
Ghana	12-Mar-20	161,124	23	53	-30	1,445	0	0	0	159,655	31	58	-27	24	-8	-2,491	2,483	2,433,244	78,307
Guinea	13-Mar-20	36,540	38	43	-5	441	1	0	1	36,056	37	43	-6	43	0	-911	911	668,971	50,939
Guinea-Bissau	27-Mar-20	8,185	7	5	2	171	1	0	1	7,515	209	46	163	499	-203	150	-353	132,611	67,384
Liberia	16-Mar-20	7,432	30	2	28	294	0	0	0	5,747	0	0	0	1,391	30	1,300	-1,270	139,824	27,646
Mali	25-Mar-20	30,740	82	92	-10	731	2	0	2	29,813	55	88	-33	196	25	-417	442	664,333	32,805
Niger	20-Mar-20	8,914	37	39	-2	309	1	0	1	8,508	14	7	7	97	22	-65	87	249,235	10,296
Nigeria	28-Feb-20	255,685	37	42	-5	3,143	0	1	-1	249,890	43	129	-86	2,652	-6	-6,572	6,566	5,036,813	24,434
Senegal	2-Mar-20	85,988	20	18	2	1,967	2	0	2	84,004	23	22	1	17	-5	1	-6	1,064,723	63,589
Sierra Leone	31-Mar-20	7,681	0	4	-4	125	0	0	0	7,556	0	4	-4	0	0	-1,882	1,882	405,779	50,869
Togo	6-Mar-20	36,977	14	6	8	273	0	1	-1	36,679	7	13	-6	25	7	-440	447	727,740	87,905

