



AFRICAN DEVELOPMENT BANK GROUP

Weekly Data Flash on Covid-19 in Africa¹:

The situation as of Sunday, April 17, 2022

Statistics Department (ECST)

¹ This briefing note has been prepared by Roza Mamuye Bora, Senior Statistician; Anouar Chaouch, Statistician; Soumaila Karambiri, Statistical Assistant; Regis Hauhouot Stephane, Statistical Assistant and Desire Lakpa Guy, Statistical Assistant; and Robert Maate, Chief Statistician under the supervision of Louis Kouakou, Division Manager ECST.1

Contents

	Page
Highlights of the Covid-19 Situation in Africa as of April 17, 2022	1
Data Annexes: Africa	4
Highlights of the Covid-19 Situation in Central Africa as of April 17, 2022	6
Data Annexes: Central Africa	8
Highlights of the Covid-19 Situation in East Africa as of April 17, 2022	9
Data Annexes: East Africa	11
Highlights of the Covid-19 Situation in North Africa as of April 17, 2022	12
Data Annexes: North Africa	14
Highlights of the Covid-19 Situation in Southern Africa as of April 17, 2022	15
Data Annexes: Southern Africa	17
Highlights of the Covid-19 Situation in West Africa as of April 17, 2022	18
Data Annexes: West Africa	20

Highlights of the Covid-19 Situation in Africa for the Week Ending April 17, 2022

Vaccinations: Status Update

- **In the week ending April 17, 2022, over 78.5 million new Covid-19 vaccinations were administered globally, leading to an accumulated total of nearly 11.5 billion since the start of the program.** In terms of the geographical distribution, China accounts for 28.8% of the total number of Covid-19 vaccinations administered to date, followed by India at 16.2% and USA at 4.9%.
- **The number of African countries with updated data on Covid-19 vaccinations stands at 51, of which 34 have not released new data on vaccination in this week.** As of April 17, 2022, a total of 470,660,962¹ vaccinations had been administered in Africa, which represents 4.1% of total global vaccinations. Egypt accounts for 17.0% of the vaccinations carried out in Africa to date, followed by Morocco (11.6%), South Africa (7.3%) and Nigeria (7.2%). As of April 17, 2022, 15.4% of Africa's population has completed² vaccination and 20.5% have received at least one dose of vaccine.

Covid-19 Testing in Africa

- **As of Sunday, April 17, 2022, over 104.6 million tests for Covid-19 had been administered in Africa.** Nine countries collectively account for 65.1% of the tests conducted in Africa as of April 17, 2022, namely, South Africa (23.1%), Morocco (10.9%), Egypt (5.9%), Rwanda (5.0%), Nigeria (4.8%), Ethiopia (4.5%), Tunisia (4.3%), Kenya (3.4%) and Zambia (3.2%).
- **The average number of tests per 1 million people in Africa as of April 17, 2022, stands at 78,146.** Botswana continues to lead on this indicator with 943,801 tests per 1 million people, followed by Eswatini (870,610), Cabo Verde (855,266), Gabon (714,923), South Africa (407,849) and Rwanda (401,221).

Confirmed, New and Active Global Covid-19 Cases

- **Globally, the total number of confirmed Covid-19 cases since the start of the pandemic reached 504,565,215, of which 90.3% have recovered.** The majority cases (37.0%) occurred in Europe, followed by Asia (28.9%), North America (19.3%), South America (11.2%) and Africa (2.3%).
- **The number of new cases reported globally in the review week amounted to 6,412,292, indicating a 4.5% decline compared to the new cases recorded in the preceding week.**

¹ The total vaccination figures indicate the total number of vaccines administered including both vaccinations completed and at least one dose.

² Completed vaccination refers to population that has taken the minimum required doses of vaccination depending on the type of vaccine.

- **The number of global deaths due to Covid-19 reached 6,198,217, of which 21,796 were recorded in the week ending April 17, 2022.** This was 7.6% lower than the number of deaths recorded in the previous week. The number of global active cases decreased by 1,757,267 cases in the week under review bringing the total, as of April 17, 2022, to 42,923,368.
- **Africa makes 2.3% of the total global cases, 4.1% of deaths, 2.3% of recovered cases and 1.0% of active cases as of April 17, 2022, as detailed below.**

Confirmed, New and Active Covid-19 Cases in Africa

- **As of April 17, 2022, the total number of confirmed cases in Africa reached 11,427,081³,** 65.0% of which were in six countries, namely South Africa (32.7%), Morocco (10.2%), Tunisia (9.1%), Egypt (4.5%), Libya (4.4%) and Ethiopia (4.1%). The five countries with the lowest total number of reported cases were São Tomé & Príncipe, Chad, Liberia, Sierra Leone and Comoros with cases ranging between 5,948 in São Tomé & Príncipe and 8,100 in Comoros. These five countries collectively account for 0.3% of the confirmed cases in Africa. Considering population size, Seychelles, Botswana, Cabo Verde, Tunisia and Libya are the five countries with the highest number of confirmed cases per million people with rates ranging from 418,963 in Seychelles to 71,303 in Libya.
- **In the week under review, a total of 14,596 new cases were reported in Africa,** which is 20.0% lower than the new cases recorded the previous week. These new cases in Africa account for 0.2% of the weekly new cases recorded globally. The Southern Africa region accounted for 76.1% of the weekly new cases in Africa, followed by North Africa (11.7%), East Africa (7.5%), West Africa (2.5%) and Central Africa (2.2%).
- **The total number of active cases in Africa declined by 1,112 cases to a total of 439,870 in the week under review.** Currently, five countries collectively account for 69.1% of the active cases in Africa, namely Rwanda (18.8%), Algeria (18.3%), Uganda (13.7%), Egypt (10.3%) and the Democratic Republic of Congo (7.9%).
- **From a regional perspective, all the regions, except Central and East Africa, recorded declines in active cases, at varying degrees, during the week.**

Deaths and the Case Fatality Rates in Africa

- **As of April 17, 2022, a total of 252,454 deaths had been reported in Africa since the start of the pandemic,** of which 50.5% were in Southern Africa, 33.0% in North Africa, 10.3% in East Africa, 4.4% in West Africa and 1.8% in Central Africa. The five countries with the highest number of reported deaths due to Covid-19 since the start of the pandemic are South Africa, Tunisia, Egypt, Morocco and Ethiopia, ranging between 100,147 in South Africa and 7,509 in Ethiopia. A total of 171 new deaths were reported in Africa in the week under review, which is a decline of 31.6% compared to the preceding week.

³ Cameroon, DRC, Somalia, Sudan, Egypt, São Tomé & Príncipe, have not released new data for this week. Central African Republic, Angola, Lesotho and Benin have not released new data for at least two consecutive weeks.

- **The case fatality rate (CFR), i.e. deaths per confirmed cases for Africa, stands at 2.2%, which is higher than the global CFR rate of 1.2%.** Regionally, West Africa has the lowest CFR at 1.3%, followed by Central Africa at 1.4%, East Africa at 1.9%, Southern Africa and North Africa at 2.4%. As of April 17, 2022, sixteen African countries recorded CFRs higher than the African average with the highest in Sudan at 7.9%, followed by Somalia (5.1%), Egypt (4.8%), Liberia (4.0%), Niger (3.5%), Malawi (3.1%), The Gambia (3.0%), Mauritius (2.6%), Tunisia (2.7%), South Africa (2.7%), Chad (2.6%), Algeria (2.6%), Namibia (2.5%), Mali (2.4%), Tanzania (2.4%) and Senegal (2.3%).

Recovery Rates in Africa

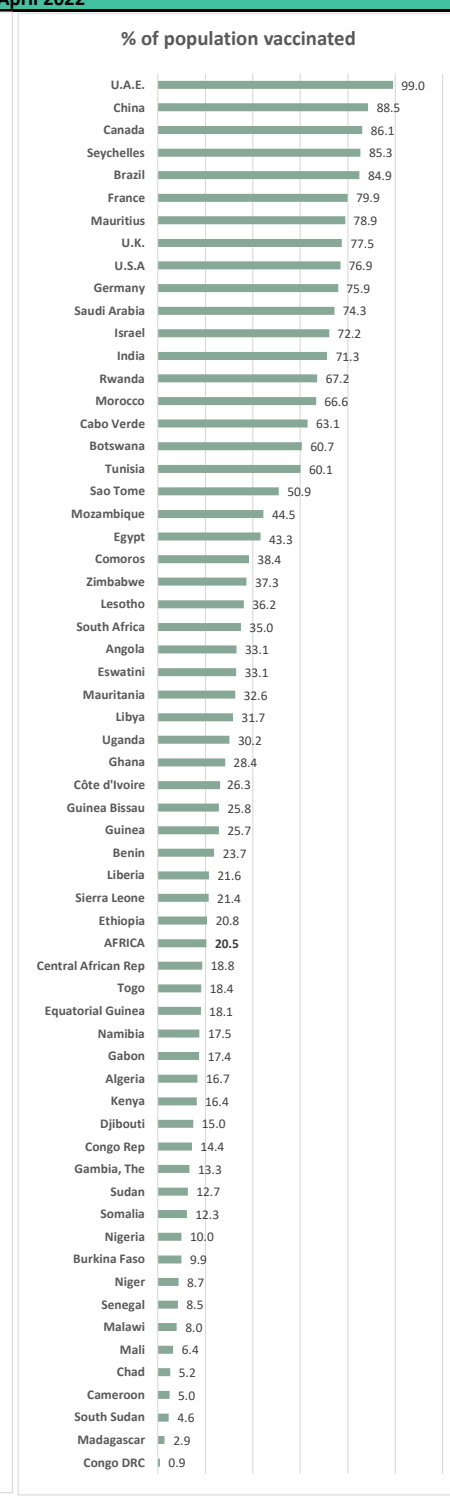
- **As of April 17, 2022, the number of recovered cases in Africa reached 10,644,636, representing 93.2% of its total confirmed cases⁴.** Regionally, the recovery rates stand at 97.9% for West Africa, 97.1% for Southern Africa, 93.4% for North Africa, 83.3% for Central Africa and 75.9% for East Africa. In the week under review, a total of 15,511 newly recovered cases were reported in Africa.

⁴ Burundi has not been publishing new data on recovered cases and deaths since 6 January 21. Tanzania is not currently reporting on recovered cases. Additionally, Liberia, Benin, Rwanda, Sudan, Tanzania, Somalia, Cameroon, CAR, Chad and DRC have not reported recovered cases for more than three weeks.

Status of Vaccinations Administered in Africa and Selected Global Countries for the Week Ending 17 April 2022

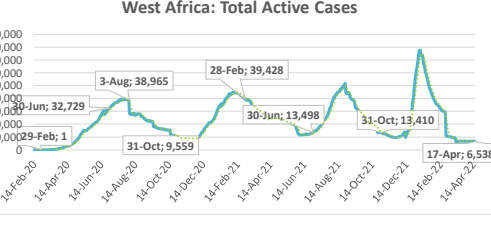
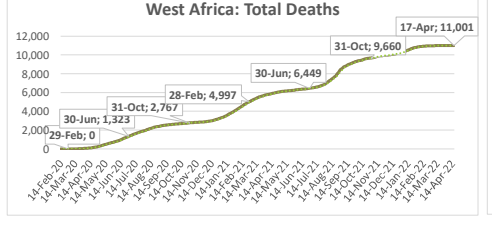
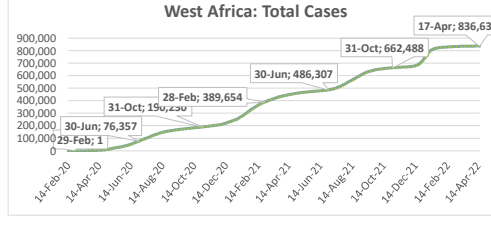
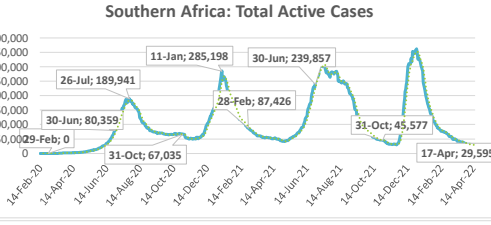
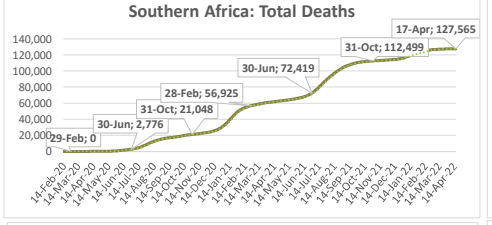
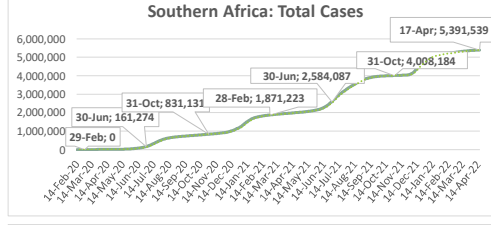
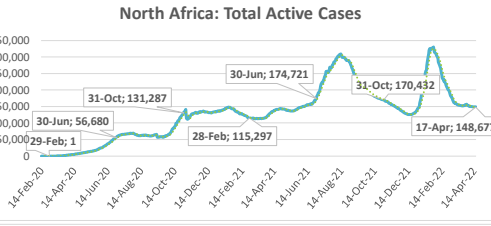
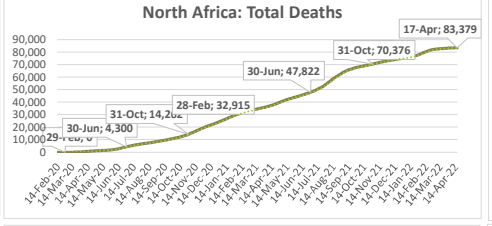
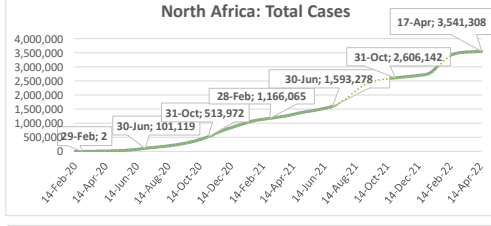
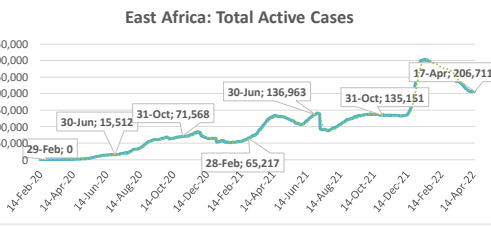
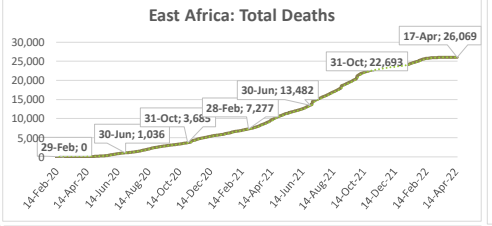
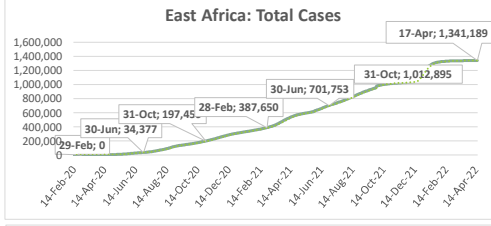
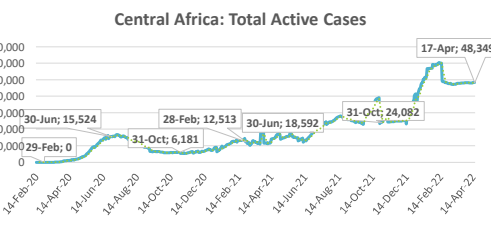
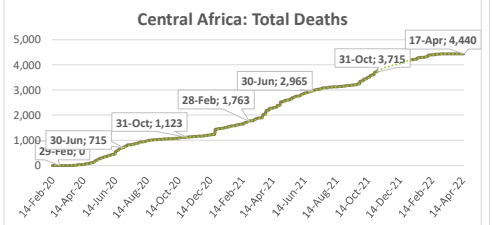
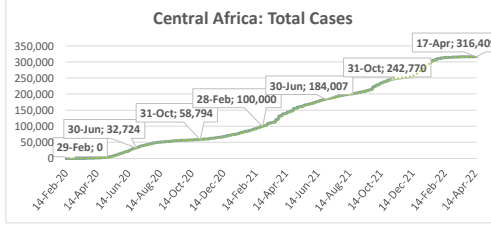
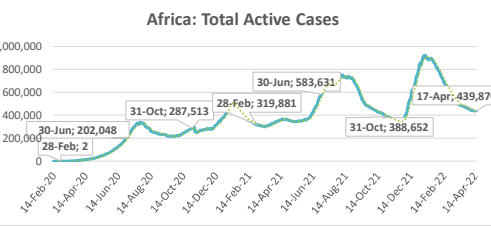
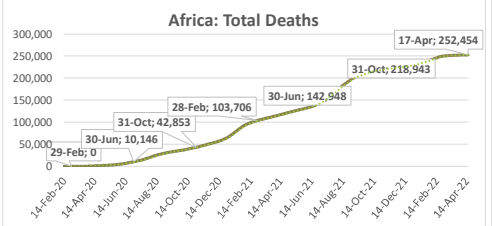
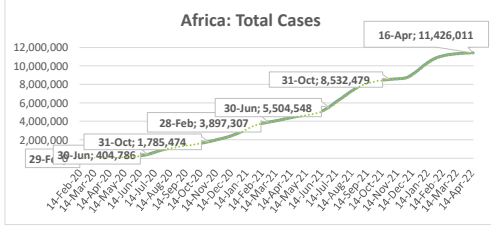
	Vaccinations					
	Total vaccinations	% of population vaccinated (at least one dose)	% of population vaccinated completed (2 doses)*	New vaccinations for the week of 17 Apr.	New vaccinations for the week of 10 Apr.	Weekly change
World	11,488,160,128	47.5	42.6	78,532,795	83,784,474	-5,251,679
AFRICA	470,660,962	20.5	15.4	10,366,019	13,172,350	-2,806,331
Algeria	13,704,895	16.7	13.7	0	0	0
Angola	18,756,893	33.1	17.7	1,221,482	0	1,221,482
Benin	3,333,450	23.7	19.5	0	0	0
Botswana	2,517,260	60.7	53.9	0	0	0
Burkina Faso	3,320,425	9.9	5.5	0	950,938	-950,938
Cabo Verde	728,077	63.1	54.6	0	0	0
Cameroon	1,820,196	5.0	3.9	261,528	0	261,528
Central African Rep	1,821,498	18.8	18.3	0	808,652	-808,652
Chad	1,640,446	5.2	4.5	0	625,703	-625,703
Comoros	637,961	38.4	33.4	0	0	0
Congo DRC	964,948	0.9	0.6	0	0	0
Congo Rep	1,496,858	14.4	12.0	0	677,927	-677,927
Côte d'Ivoire	11,872,480	26.3	17.0	1,507,992	0	1,507,992
Djibouti	172,366	15.0	11.0	2,047	4,765	-2,718
Egypt	80,130,948	43.3	30.9	2,152,063	1,261,904	890,159
Equatorial Guinea	473,409	18.1	14.5	0	0	0
Eswatini	509,424	33.1	27.2	0	0	0
Ethiopia	29,411,822	20.8	17.8	38,344	0	38,344
Gabon	650,502	17.4	11.1	0	100,460	-100,460
Gambia, The	363,353	13.3	12.8	0	0	0
Ghana	14,228,848	28.4	16.0	0	1,202,668	-1,202,668
Guinea	5,952,680	25.7	18.4	0	0	0
Guinea Bissau	562,620	25.8	16.9	0	0	0
Kenya	17,794,903	16.4	14.9	60,528	73,022	-12,494
Lesotho	926,760	36.2	33.7	0	0	0
Liberia	2,201,300	21.6	20.9	0	1,000,670	-1,000,670
Libya	3,444,646	31.7	16.3	8,298	20,514	-12,216
Madagascar	2,236,368	2.9	2.7	0	0	0
Malawi	1,993,981	8.0	4.4	0	0	0
Mali	1,941,434	6.4	4.7	67,819	0	67,819
Mauritania	2,663,719	32.6	22.3	0	12,922	-12,922
Mauritius	2,567,436	78.9	76.2	0	73,119	-73,119
Morocco	54,362,452	66.6	62.6	54,140	106,678	-52,538
Mozambique	27,843,440	44.5	41.1	0	1,627,647	-1,627,647
Namibia	839,674	17.5	14.9	0	4,918	-4,918
Niger	3,726,602	8.7	6.2	0	1,044,929	-1,044,929
Nigeria	33,932,163	10.0	4.5	2,540,431	0	2,540,431
Rwanda	20,141,669	67.2	61.4	0	720,622	-720,622
Sao Tome	208,657	50.9	38.9	0	3,572	-3,572
Senegal	2,496,373	8.5	6.0	0	0	0
Seychelles	199,850	85.3	81.0	0	384	-384
Sierra Leone	2,868,978	21.4	13.8	0	734,654	-734,654
Somalia	2,511,394	12.3	8.3	34,199	81,976	-47,777
South Africa	34,354,814	35.0	30.0	236,490	380,159	-143,669
South Sudan	645,347	4.6	4.2	70,290	0	70,290
Sudan	6,761,896	12.7	7.5	0	630,826	-630,826
Togo	2,757,575	18.4	18.4	0	0	0
Tunisia	13,058,621	60.1	53.2	0	21,352	-21,352
Uganda	19,399,787	30.2	17.0	1,793,842	407,991	1,385,851
Zambia	3,601,615	...	11.9	93,160	77,417	15,743
Zimbabwe	10,108,149	37.3	23.7	223,366	515,961	-292,595
Americas						
Brazil	423,594,585	84.9	75.5	3,925,509	4,318,155	-392,646
Canada	82,950,787	86.1	82.0	465,789	272,255	193,534
U.S.A	567,862,612	76.9	65.5	3,245,856	3,398,538	-152,682
Asia						
China	3,308,616,000	88.5	86.1	15,353,684	22,388,316	-7,034,632
India	1,864,213,165	71.3	60.0	8,090,735	10,018,850	-1,928,115
Europe						
France	155,294,157	79.9	77.7	109,829	1,078,635	-968,806
Germany	172,495,179	75.9	75.4	121,037	260,612	-139,575
Israel	18,116,481	72.2	66.0	26,728	18,989	7,739
U.K.	141,599,879	77.5	72.6	278,410	254,971	23,439
Middle East						
Saudi Arabia	63,964,455	74.3	69.6	691,097	107,134	583,963
U.A.E.	24,641,112	99.0	96.3	45,467	40,659	4,808

*: % of population vaccinated completed: Indicates the population that has taken the minimum required doses to complete vaccination depending on the type of vaccine



Summary of COVID-19 tracking in Africa: Situation for the week ending 17 April 2022

	Date of first case	Cases				Deaths				Recovered				Active				Test	
		Total cases	New cases for the week of	New cases for the week of	Weekly change from Previous week	Total deaths	New deaths for the week of	New deaths for the week of	Weekly change from Previous week	Total Recovered	New recovered for the week of	New recovered for the week of	Weekly change from Previous week	Active cases	New active for the week of	New active for the week of	Weekly change from Previous week	Total tests	Tests Per million People
World	31-Dec-19	504,565,215	6,412,292	6,716,344	-304,052	6,198,217	21,796	23,583	-1,787	455,443,630	8,147,763	7,335,529	812,234	42,923,368	-1,757,267	33,222,309	-34,979,576	6,222,579,112	798,299
Africa	14-Feb-20	11,427,081	14,596	18,253	-3,657	252,454	171	250	-79	10,644,636	15,511	27,598	-12,087	439,870	-1,112	26,202	-27,314	104,623,412	78,146
Central Africa	6-Mar-20	316,409	314	286	28	4,440	0	1	-1	263,620	22	343	-321	48,349	292	13,275	-12,983	6,170,453	42,116
East Africa	13-Mar-20	1,341,189	1,101	1,352	-251	26,069	11	5	6	1,018,288	641	6,517	-5,876	206,711	423	74,118	-73,695	19,734,490	52,556
North Africa	14-Feb-20	3,541,308	1,708	4,914	-3,206	83,379	86	162	-76	3,309,252	2,390	8,187	-5,797	148,677	-768	-25,890	25,122	25,545,167	123,744
Southern Africa	5-Mar-20	5,391,539	11,111	11,238	-127	127,565	70	81	-11	5,234,379	11,985	12,016	-31	29,595	-944	-23,387	22,443	38,677,125	181,426
West Africa	28-Feb-20	836,636	362	463	-101	11,001	4	1	3	819,097	473	535	-62	6,538	-115	-11,914	11,799	14,496,177	36,495



..... 7-day moving average

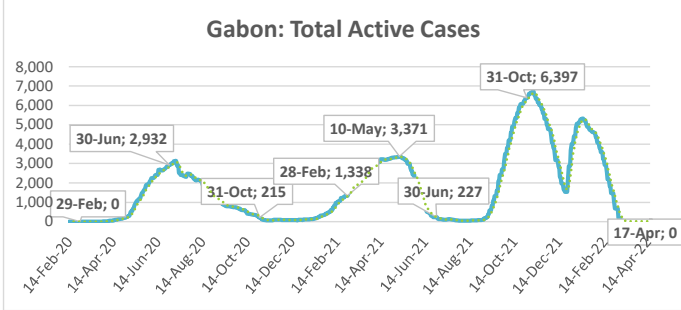
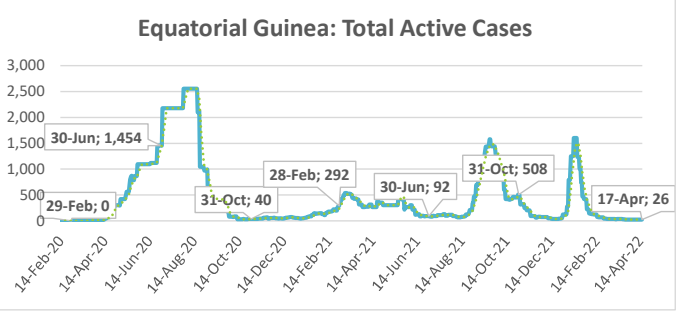
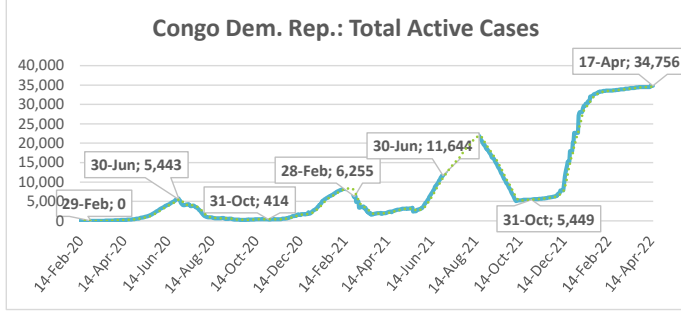
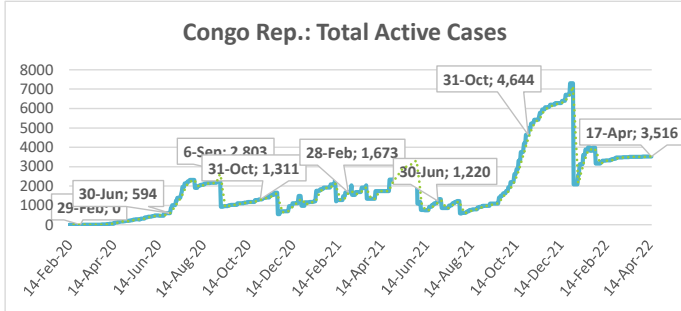
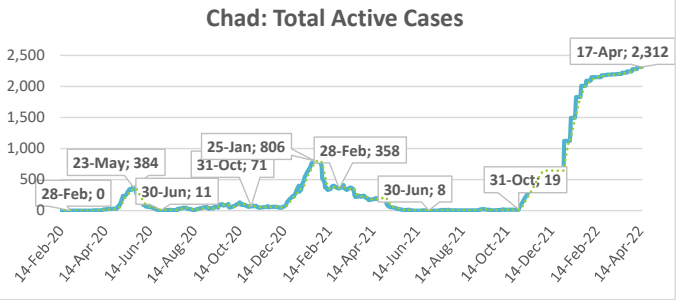
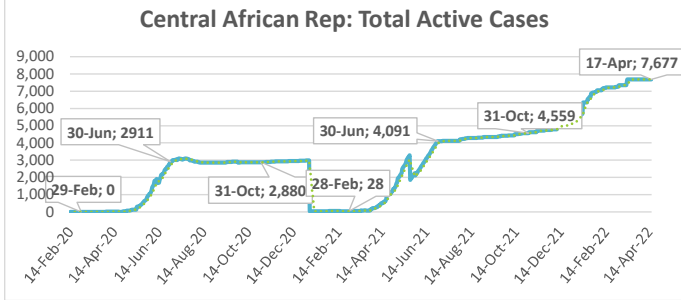
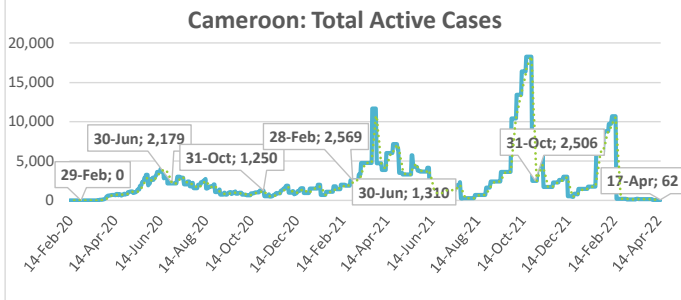
Central Africa

Highlights of the Covid-19 Situation in Central Africa for the Week Ending April 17, 2022

- **As of Sunday, April 17, 2022, the number of reported total cases in the Central Africa region reached 316,409.** Total number of Covid-19 tests conducted and tests per 1 million people, in the region, stand at 6,170,453 and 42,116 respectively. The region reported 314 new cases during the week, which was a 9.8 percent increase compared to the preceding week. The total number of deaths reported since the start of the pandemic reached 4,440, no new death has been reported during the week. The number of total recovered cases reached 263,620, of which 22 were newly recovered cases recorded during the week. The total number of active cases stands at 48,349, indicating an increase of 292 cases during the week. The weekly increase in the number of active cases in the region is mainly attributable to the Democratic Republic of Congo.
- **Cameroon accounted for 37.9% of the total cases reported in the region since the start of the pandemic, while the Democratic Republic of Congo accounted for 87.6% of the new cases reported during the week.** The lowest number of total cases in the region, since the start of the pandemic, was recorded in Chad at 7,378.
- **The average case fatality rate (CFR) based on cumulative total cases and deaths as of April 17, 2022, for the region, stands at 1.4%. The highest CFR in the region was reported in Chad at 2.6% and the lowest in Gabon at 0.6%.**

Summary of COVID-19 tracking in Central Africa: Situation for the week ending 17 April 2022

	Date of first case	Cases				Deaths				Recovered				Active				Test	
		Total cases	New cases for the week of	New cases for the week of	Weekly change	Total deaths	New deaths for the week of	New deaths for the week of	Weekly change from Previous week	Total Recovered	New recovered for the week of	New recovered for the week of	Weekly change from Previous week	Active cases	New active for the week of	New active for the week of	Weekly change from Previous week	Total tests	Tests Per million People
			17 Apr.	10 Apr.			17 Apr.	10 Apr.			17 Apr.	10 Apr.			17 Apr.	10 Apr.			
Central Africa	6-Mar-20	316,409	314	286	28	4,440	0	1	-1	263,620	22	343	-321	48,349	292	13,275	-12,983	6,170,453	42,116
Cameroon	6-Mar-20	119,780	0	236	-236	1,927	0	0	0	117,791	0	336	-336	62	0	-16,257	16,257	2,591,379	97,619
Central African Rep.	15-Mar-20	14,649	0	0	0	113	0	0	0	6,859	0	0	0	7,677	0	3,167	-3,167	89,503	18,532
Chad	19-Mar-20	7,378	31	39	-8	192	0	1	-1	4,874	0	0	0	2,312	31	2,224	-2,193	212,076	12,911
Congo Rep.	15-Mar-20	24,079	0	8	-8	385	0	0	0	20,178	0	0	0	3,516	0	637	-637	388,006	70,315
Congo Dem. Rep.	10-Mar-20	87,023	275	0	275	1,337	0	0	0	50,930	0	0	0	34,756	275	29,231	-28,956	990,414	11,058
Equatorial Guinea	14-Mar-20	15,906	2	1	1	183	0	0	0	15,697	1	3	-2	26	1	-394	395	307,847	219,423
Gabon	12-Mar-20	47,594	6	2	4	303	0	0	0	47,291	21	4	17	0	-15	-5,333	5,318	1,591,228	714,923



.....: 7-day moving average

East Africa

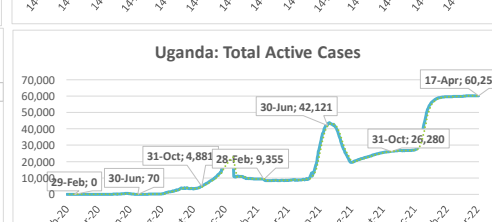
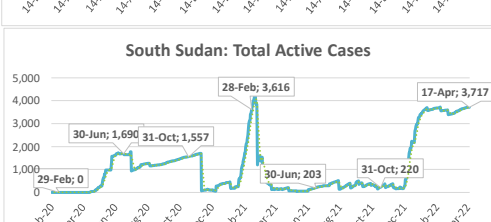
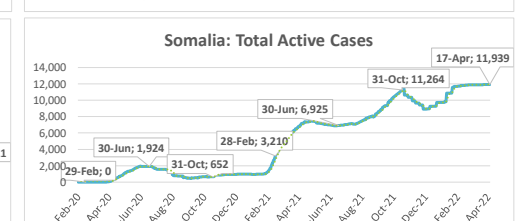
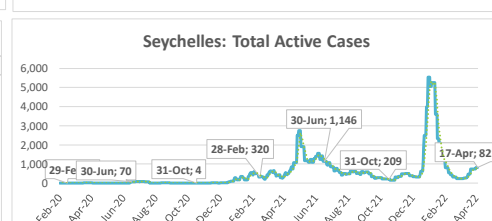
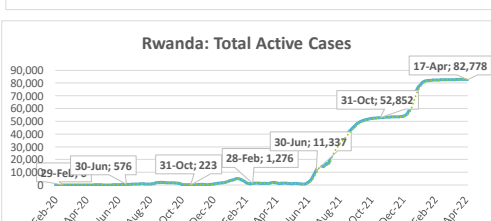
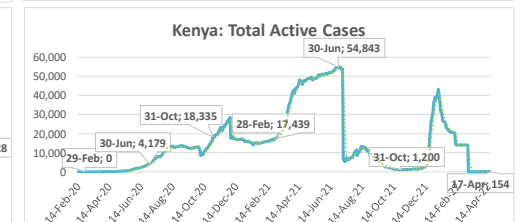
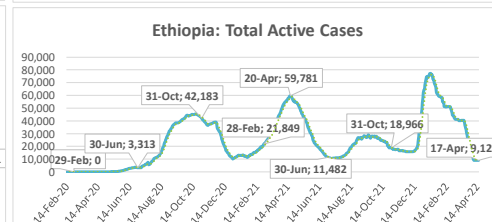
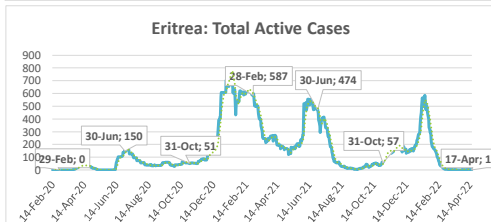
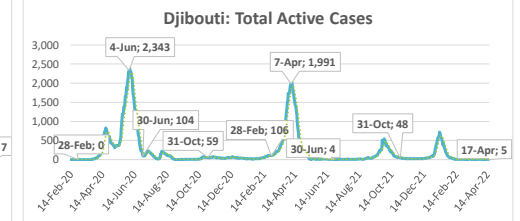
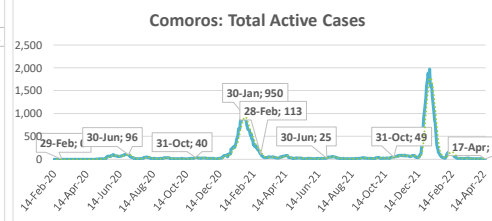
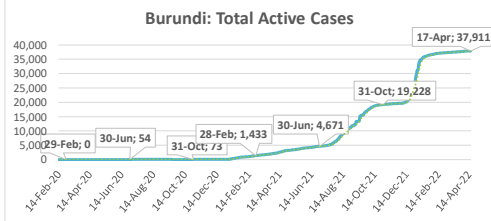
Highlights of the Covid-19 Situation in East Africa for the Week Ending April 17, 2022

- **As of Sunday, April 17, 2022, the number of total cases in the East Africa region reached 1,341,189.** Total number of Covid-19 tests conducted and tests per 1 million people, in the region, stand at 19,734,490 and 52,556 respectively. The region reported 1,101 new cases in the week, which is an 18.6% decline compared to the preceding week. The total number of deaths reported reached 26,069, of which 11 were new deaths during the week. The number of total recovered cases reached 1,018,288¹, of which 641 were newly recovered cases during the week. The total number of active cases stands at 206,711, indicating an increase of 423 cases in the week. The weekly increase in the number of active cases in the region is mainly attributable to Ethiopia.
- **Ethiopia accounted for 35.1% of the total cases reported in the region since the start of the pandemic, while Seychelles accounted for 54.6% of the new cases reported in the region during the week.** The lowest number of total cases in the region, since the start of the pandemic, was recorded in Comoros at 8,100 of which 97.9% are reported to have recovered.
- **The average case fatality rate (CFR) based on cumulative total cases and deaths as of April 17, 2022, for the region, stands at 1.9%. The highest CFR in the region was reported in Sudan at 7.9% and the lowest in Seychelles at 0.4%.**

¹ Burundi has not been publishing new data on recovered cases and deaths since 6 January 21, hence is excluded from CFR comparison. Sudan and Tanzania are not releasing data on recovered cases.

Summary of COVID-19 tracking in East Africa: Situation for the week ending 17 April 2022

	Date of first case	Cases				Deaths				Recovered				Active				Test	
		Total cases	New cases for the week of	New cases for the week of	Weekly change	Total deaths	New deaths for the week of	New deaths for the week of	Weekly change from Previous week	Total Recovered	New recovered for the week of	New recovered for the week of	Weekly change from Previous week	Active cases	New active for the week of	New active for the week of	Weekly change from Previous week	Total tests	Tests Per million People
East Africa	13-Mar-20	1,341,189	1,101	1,352	-251	26,069	11	5	6	1,018,288	641	6,517	-5,876	206,711	423	74,118	-73,695	19,734,490	52,556
Burundi	31-Mar-20	38,722	57	146	-89	38	0	0	0	773	0	0	0	37,911	57	18,859	-18,802	1,485,730	124,948
Comoros	2-Mar-20	8,100	1	6	-5	160	0	0	0	7,933	4	8	-4	7	-3	-11	8	6,227	7,161
Djibouti	18-Mar-20	15,598	4	4	0	189	0	0	0	15,404	3	5	-2	5	1	-151	152	302,030	305,698
Eritrea	21-Mar-20	9,733	2	3	-1	103	0	0	0	9,629	4	2	2	1	-2	-50	48	23,693	6,681
Ethiopia	13-Mar-20	470,273	223	231	-8	7,509	0	5	-5	453,636	66	6,028	-5,962	9,128	157	-9,295	9,452	4,736,973	41,204
Kenya	13-Mar-20	323,614	73	87	-14	5,649	1	0	1	317,811	36	90	-54	154	36	-1,435	1,471	3,566,917	66,335
Rwanda	14-Mar-20	129,760	10	22	-12	1,458	0	0	0	45,524	2	0	2	82,778	8	30,422	-30,414	5,196,697	401,221
Seychelles	15-Mar-20	41,660	601	638	-37	164	0	0	0	40,675	519	366	153	821	82	183	-101	21,504	218,654
Somalia	16-Mar-20	26,471	0	71	-71	1,348	0	0	0	13,184	0	2	-2	11,939	0	1,338	-1,338	400,466	25,197
South Sudan	5-Apr-20	17,369	36	55	-19	138	0	0	0	13,514	0	0	0	3,717	36	3,298	-3,262	370,216	33,074
Sudan	13-Mar-20	61,987	0	32	-32	4,914	7	0	7	0	0	-3,575	3,575	562,941	12,838
Tanzania	16-Mar-20	33,851	36	0	36	803	3	0	3	455,776	7,630
Uganda	21-Mar-20	164,051	58	57	1	3,596	0	0	0	100,205	7	16	-9	60,250	51	34,535	-34,484	2,605,320	56,958



.....: 7-day moving average

North Africa

Highlights of the Covid-19 Situation in North Africa for the Week Ending April 17, 2022

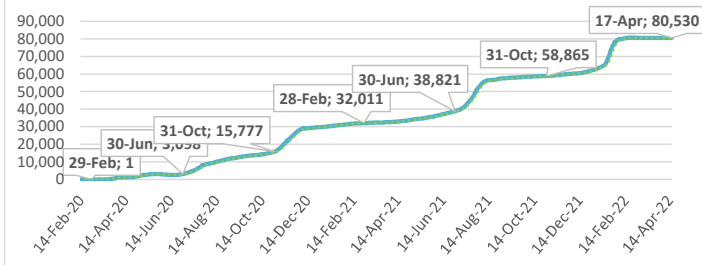
- **As of Sunday, April 17, 2022, the number of total cases in the North Africa region reached 3,541,308.** Total number of Covid-19 tests conducted and tests per 1 million people, in the region, stand at 25,545,167 and 123,744 respectively. The region reported 1,708 new cases in the week, which is a 65.2%¹ decline compared to the preceding week. The total number of deaths reported reached 83,379, of which 86 were new deaths during the week. The number of total recovered cases reached 3,309,252, of which 2,390 were newly recovered cases during the week. The total number of active cases stands at 148,677, indicating a decline of 768 cases during the week. The weekly decline in the number of active cases in the region is mainly attributable to Tunisia.
- **Morocco accounted for 32.9% of the total cases reported in the region since the start of the pandemic, while Tunisia accounted for 76.7% of the new cases in the region during the week.** The lowest number of total cases in the region, since the start of the pandemic, was recorded in Mauritania at 58,681 of which 98.3% are reported to have recovered.
- **The average case fatality rate (CFR) based on cumulative total cases and deaths as of April 17, 2022, for the region, stands at 2.4%. The highest CFR in the region was recorded in Egypt at 4.8% and the lowest in Libya at 1.3%.**

¹ The change is partially explained by Egypt not releasing new data for this week.

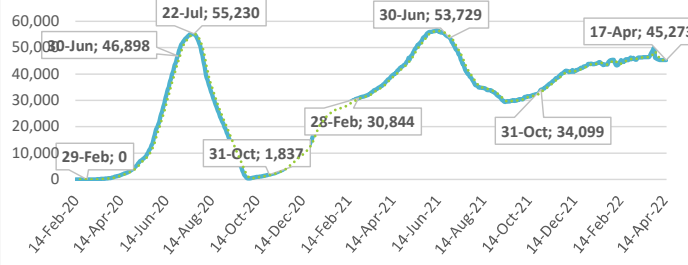
Summary of COVID-19 tracking in North Africa: Situation for the week ending 17 April 2022

	Date of first case	Cases				Deaths				Recovered				Active				Test	
		Total cases	New cases for the week of	New cases for the week of	Weekly change	Total deaths	New deaths for the week of	New deaths for the week of	Weekly change from Previous week	Total Recovered	New recovered for the week of	New recovered for the week of	Weekly change from Previous week	Active cases	New active for the week of	New active for the week of	Weekly change from Previous week	Total tests	Tests Per million People
			17 Apr.	10 Apr.			17 Apr.	10 Apr.			17 Apr.	10 Apr.							
North Africa	14-Feb-20	3,541,308	1,708	4,914	-3,206	83,379	86	162	-76	3,309,252	2,390	8,187	-5,797	148,677	-768	-25,890	25,122	25,545,167	123,744
Algeria	26-Feb-20	265,739	15	33	-18	6,874	0	0	0	178,335	14	16	-2	80,530	1	21,856	-21,855	230,861	5,265
Egypt	14-Feb-20	511,977	0	2,800	-2,800	24,522	0	49	-49	442,182	0	3,446	-3,446	45,273	0	14,325	-14,325	6,122,287	59,826
Libya	25-Mar-20	501,862	28	96	-68	6,429	0	10	-10	490,900	63	785	-722	4,533	-35	-60,308	60,273	2,476,960	360,480
Mauritania	14-Mar-20	58,681	4	7	-3	982	0	0	0	57,689	5	4	1	10	-1	-435	434	795,018	170,984
Morocco	5-Mar-20	1,164,381	351	504	-153	16,063	2	1	1	1,147,674	494	476	18	644	-145	-5,198	5,053	11,372,286	308,104
Tunisia	5-Mar-20	1,038,668	1,310	1,474	-164	28,509	84	102	-18	992,472	1,814	3,460	-1,646	17,687	-588	3,870	-4,458	4,547,755	384,796

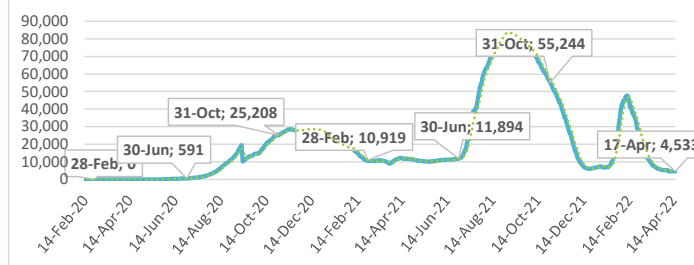
Algeria: Total Active Cases



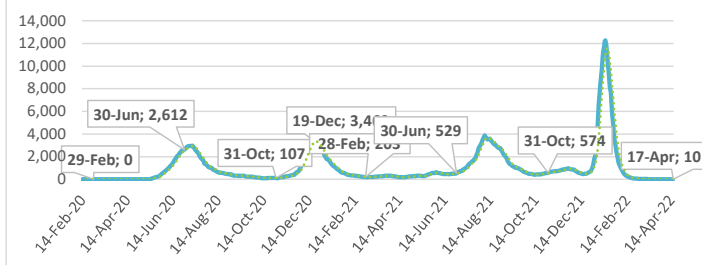
Egypt: Total Active Cases



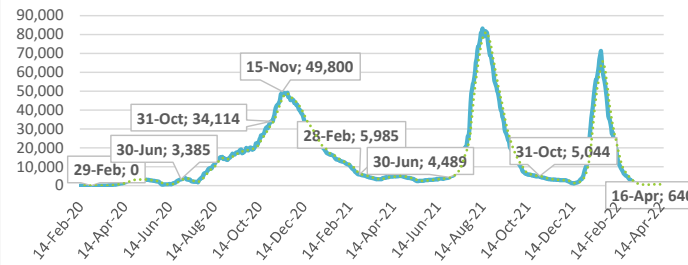
Libya: Total Active Cases



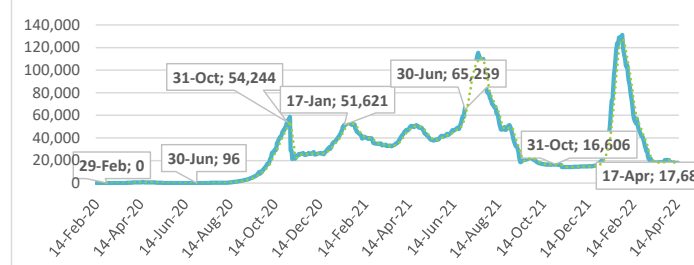
Mauritania: Total Active Cases



Morocco: Total Active Cases



Tunisia: Total Active Cases



.....: 7-day moving average

Southern Africa

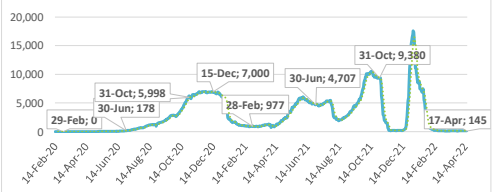
Highlights of the Covid-19 Situation in Southern Africa for the Week Ending April 17, 2022

- **As of Sunday, April 17, 2022, the number of total cases in the Southern Africa region reached 5,391,539.** Total number of Covid-19 tests conducted and tests per 1 million people, in the region, stand at 38,677,125 and 181,426 respectively. The region reported 11,111 new cases in the week, which is 1.1% decline compared to the preceding week. The total number of deaths reported reached 127,565, of which 70 were new deaths during the week. The total number of recovered cases reached 5,234,379, of which 11,985 were newly recovered cases during the week. The total number of active cases stands at 29,595, indicating a decline of 944 cases in the week. The weekly decline in the number of active cases in the region is mainly attributable to Malawi followed by Namibia, Zimbabwe and Mauritius.
- **South Africa accounted for 69.4% of the total cases reported in the region since the start of the pandemic and 82.4% of the new cases in the region during the week.** The lowest number of total cases in the region, since the start of the pandemic, was recorded in São Tomé & Príncipe at 5,948 of which 98.7% are reported to have recovered.
- **The average case fatality rate (CFR) based on cumulative total cases and deaths as of April 17, 2022, for the region, stands at 2.4%. The highest CFR in the region was reported in Malawi at 3.1% and the lowest in Botswana at 0.9%.**

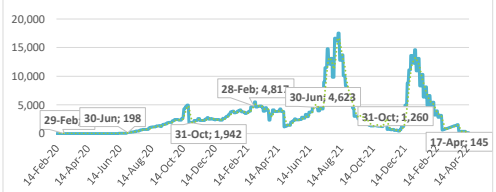
Summary of COVID-19 tracking in Southern Africa: Situation for the week ending 17 April 2022

	Date of first case	Cases				Deaths				Recovered				Active				Test	
		Total cases	New cases for the week of	New cases for the week of	Weekly change	Total deaths	New deaths for the week of	New deaths for the week of	Weekly change from Previous week	Total Recovered	New recovered for the week of	New recovered for the week of	Weekly change from Previous week	Active cases	New active for the week of	New active for the week of	Weekly change from Previous week	Total tests	Tests Per million People
Southern Africa	5-Mar-20	5,391,539	11,111	11,238	-127	127,565	70	81	-11	5,234,379	11,985	12,016	-31	29,595	-944	-23,387	22,443	38,677,125	181,426
Angola	27-Mar-20	99,194	0	0	0	1,900	0	0	0	97,149	0	0	0	145	0	-10,407	10,407	1,499,795	45,633
Botswana	16-Mar-20	305,859	333	0	333	2,688	2	0	-2	303,026	550	0	550	145	-219	-982	763	2,219,469	943,801
Eswatini	14-Mar-20	70,102	134	117	17	1,395	0	1	-1	68,663	176	138	38	44	-42	-110	68	1,010,050	870,610
Lesotho	13-May-20	32,910	0	0	0	697	0	0	0	24,155	0	0	0	8,058	0	-820	820	440,602	205,673
Madagascar	20-Mar-20	64,121	32	39	-7	1,391	1	2	-1	59,370	15	42	-27	3,360	16	2,013	-1,997	418,849	15,126
Malawi	2-Apr-20	85,728	25	39	-14	2,631	3	2	1	81,915	530	713	-183	1,182	-508	-233	275	568,887	29,738
Mauritius	18-Mar-20	37,251	148	475	-327	985	0	17	-17	35,198	451	673	-222	1,068	-303	1,276	973	359,627	282,777
Mozambique	27-Mar-20	225,329	36	27	9	2,200	0	0	0	223,071	24	49	-25	58	12	-921	933	1,306,353	41,796
Namibia	14-Mar-20	158,074	178	250	-72	4,022	1	2	-1	153,662	593	0	593	390	-416	-352	-64	996,110	392,030
São Tomé & Príncipe	6-Apr-20	5,948	0	3	-3	73	0	0	0	5,872	0	5	-5	3	0	-504	504	39,443	179,974
South Africa	5-Mar-20	3,741,230	9,155	9,121	34	100,147	51	46	5	3,627,594	8,283	8,188	95	13,489	821	-11,207	12,028	24,189,010	407,849
Zambia	18-Mar-20	318,515	765	719	46	3,273	6	0	6	313,692	690	574	116	850	69	440	-371	3,399,995	184,944
Zimbabwe	25-Mar-20	247,278	305	448	-143	5,463	6	11	-5	241,012	673	1,634	-961	803	-374	972	-1,346	2,228,935	149,966

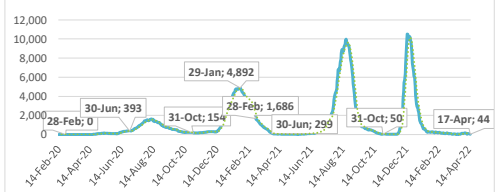
Angola: Total Active Cases



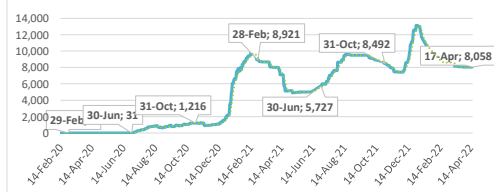
Botswana: Total Active Cases



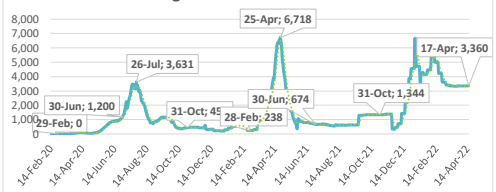
Eswatini: Total Active Cases



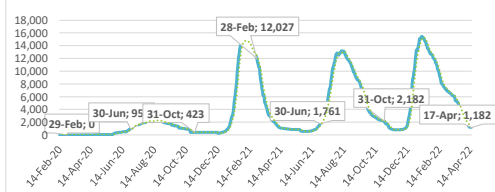
Lesotho: Total Active Cases



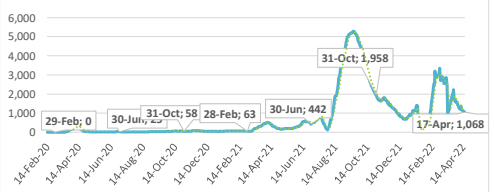
Madagascar: Total Active Cases



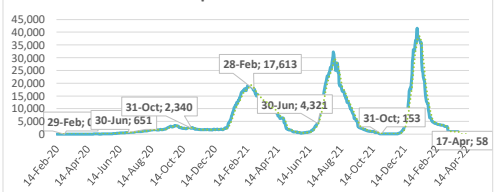
Malawi: Total Active Cases



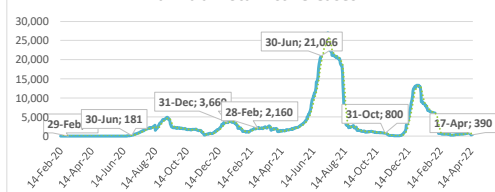
Mauritius: Total Active Cases



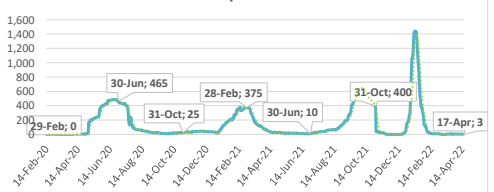
Mozambique: Total Active Cases



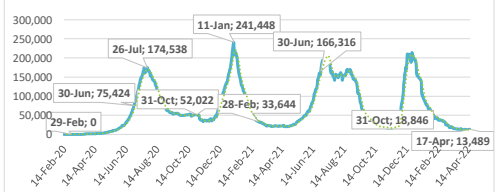
Namibia: Total Active Cases



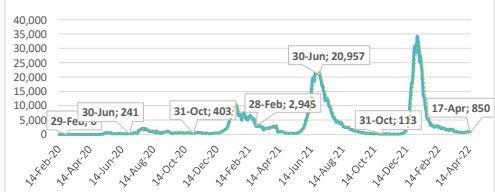
São Tomé & Príncipe: Total Active Cases



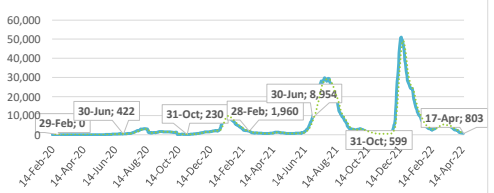
South Africa: Total Active Cases



Zambia: Total Active Cases



Zimbabwe: Total Active Cases



.....: 7-day moving average

West Africa

Highlights of the Covid-19 Situation in West Africa for the Week Ending April 17, 2022

- **As of Sunday, April 17, 2022, the number of total cases in the West Africa region reached 836,636.** Total number of Covid-19 tests conducted and tests per 1 million people, in the region, stand at 14,496,177 and 36,495 respectively. The region reported 362 new cases during the week, which is a 21.8% decline compared to the new cases reported in the preceding week. The total number of deaths reported reached 11,001, of which 4 were new deaths during the week. The number of total recovered cases reached 819,097, of which 473 were newly recovered cases during the week. The total number of active cases stands at 6,538, indicating a decline of 115 cases in the week. The weekly decline in the number of active cases in the region is mainly attributable to Nigeria.
- **Nigeria accounted for 30.6% of the total cases reported in the region since the start of the pandemic, while Mali accounted for 25.4% of the new cases in the region during the week.** The lowest number of total cases in the region, since the start of the pandemic, was recorded in Liberia at 7,402.
- **The average case fatality rate (CFR) based on cumulative total cases and deaths as of April 17, 2022, for the region, stands at 1.3%. The highest CFR in the region was reported in Liberia at 4.0% and the lowest in Benin at 0.6%.**

Summary of COVID-19 tracking in West Africa: Situation for the week ending 17 April 2022

	Date of first case	Cases				Deaths				Recovered				Active				Test	
		Total cases	New cases for the week of	New cases for the week of	Weekly change	Total deaths	New deaths for the week of	New deaths for the week of	Weekly change from Previous week	Total Recovered	New recovered for the week of	New recovered for the week of	Weekly change from Previous week	Active cases	New active for the week of	New active for the week of	Weekly change from Previous week	Total tests	Tests Per million People
West Africa	28-Feb-20	836,636	362	463	-101	11,001	4	1	3	819,097	473	535	-62	6,538	-115	-11,914	11,799	14,496,177	36,495
Benin	16-Mar-20	26,952	0	0	0	163	0	0	0	25,506	0	0	0	1,283	0	855	-855	604,310	49,847
Burkina Faso	9-Mar-20	20,865	7	0	7	383	1	0	1	20,450	6	0	6	32	0	-335	335	324,773	15,537
Cabo Verde	20-Mar-20	55,990	18	12	6	401	0	0	0	55,523	19	9	10	66	-1	-348	347	475,517	855,266
Côte d'Ivoire	11-Mar-20	81,857	29	67	-38	797	1	0	1	81,023	38	61	-23	37	-10	-868	858	1,488,217	56,418
Gambia, The	18-Mar-20	11,994	4	2	2	365	0	0	0	11,591	0	0	0	38	4	25	-21	155,686	64,422
Ghana	12-Mar-20	161,101	53	77	-24	1,445	0	0	0	159,624	58	98	-40	32	-5	-2,470	2,465	2,430,490	78,219
Guinea	13-Mar-20	36,502	43	0	43	440	0	0	0	36,019	43	0	43	43	0	-911	911	668,971	50,939
Guinea-Bissau	27-Mar-20	8,178	5	22	-17	170	0	0	0	7,306	46	114	-68	702	-41	242	-283	132,181	67,165
Liberia	16-Mar-20	7,402	2	0	2	294	0	0	0	5,747	0	0	0	1,361	2	1,300	-1,298	139,824	27,646
Mali	25-Mar-20	30,658	92	71	21	729	0	1	-1	29,758	88	29	59	171	4	-458	462	660,050	32,594
Niger	20-Mar-20	8,877	39	27	12	308	0	0	0	8,494	7	3	4	75	32	-89	121	247,351	10,218
Nigeria	28-Feb-20	255,648	42	138	-96	3,143	1	0	1	249,847	129	106	23	2,658	-88	-6,604	6,516	4,977,858	24,148
Senegal	2-Mar-20	85,968	18	31	-13	1,965	0	0	0	83,981	22	45	-23	22	-4	15	-19	1,059,624	63,284
Sierra Leone	31-Mar-20	7,681	4	3	1	125	0	0	0	7,556	4	3	1	0	0	-1,882	1,882	405,779	50,869
Togo	6-Mar-20	36,963	6	13	-7	273	1	0	1	36,672	13	67	-54	18	-8	-386	378	725,546	87,640

